

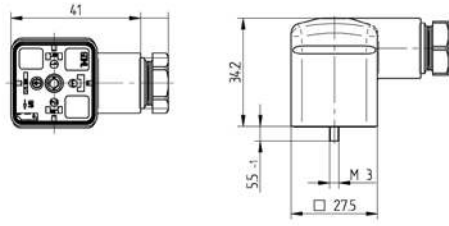


GDM Series Valve Connectors, Type A, Field Attachable Female Connectors, UL, with/without Protection Circuit

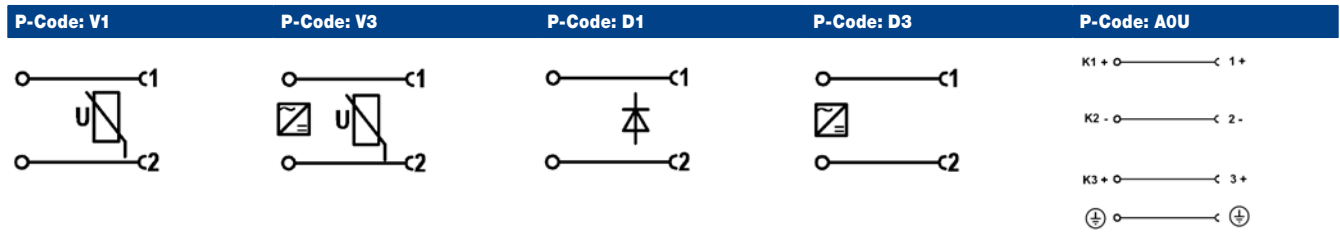
Technical Information

Product Description		
Order Designation	GDMX1AX-A0U	GDM21AX-XXX
		
Description	Valve connector GDM series, type A, female connector, field attachable	
RoHS-Compliant (2011/65/EU)	Yes	
(Construction Type) Standard	DIN EN 175301-803-A	
Approvals	UL, VDE, SEV, CSA	
Connectible Cables	M16 x 1.5/PG9: Ø 6 to 8 mm; M20 x 1.5/PG11: Ø 8 to 10 mm; 1/2" NPTF/G1/2" ISO: Ø 8 to 10 mm	
Conductor Size	0.25 x 1.5 mm ²	
Technical Data		
No. of Pins	2 + PE, 3 + PE	2 + PE
Ambient Temperature	-40 °C to +125 °C, notice derating	-25 °C to +90 °C, notice derating
Housing/Grip/Screw Coupling	PA 66	
Contact Holder	PA	
Contact	CuZn	
Central Screw	4.8, Fe/Zn B	
O-Ring Material	SBR/NBR	
Flammability Class	UL 94 5VA	
Mechanical Data		
Degree of Protection	IP67 (only when mated with Hirschmann/Lumberg counterparts)	
Terminal Type	Screw	
Electrical Data		
Circuit	None	Varistor, recovery diode with/without bridge rectifier
Contact Resistance	≤ 4 mΩ	
Rated Voltage	300 AC/DC UL-CSA	24 V AC/DC, 120 V AC/DC, 230 V AC/DC, 230 V DC
Rated Current	10 A	10 A, 1 A (with bridge rectifier)
Pollution Degree	3	
Accessories		
Scope of Delivery or Accessories (incl.)	Central screw	
Accessories to be Ordered Separately	Gasket: 735-677-003, NBR, Temp. range: -25 °C to +90 °C, captive gasket GDMF-6 NBR, black 735-677-004, EPDM, Temp. range: -25 °C to +120 °C, captive gasket GDMF-6 EPDM, brown 730-801-002, NBR, Temp. range: -30 °C to +90 °C, flat gasket GDM 3-7, brown 731-739-004, EPDM, Temp. range: -40 °C to +125 °C, flat gasket GDM 3-21, brown 731-531-002, NBR, Temp. range: -30 °C to +90 °C, profiled gasket GDM 3-16, black 735-823-002, EPDM Temp. range: -40 °C to +125 °C, profiled gasket GDM 3-24, brown Central screw: 732488002, knurled screw (gray), GDM 3011-7 734363001, stainless steel screw, GDM 3011 RF-1 735507002, torx screw, GDM 3011-18	
Technical Drawing		
		

Additional options available upon request.

Be Certain with Belden

Circuit Diagram



Order Information

Order No.	Order Designation	No. of Pins	Circuit	Cable Gland	Rated Voltage	Rated Current	Characteristics
934888112	GDM21AL-A0U-10F	2 + PE	—	PG9 + strain relief	300 V AC/DC	10 A	
934888123	GDM21AN-A0U-10F	2 + PE	—	PG11 + strain relief	300 V AC/DC	10 A	
934888124	GDM21AJ-A0U-10F	2 + PE	—	M16 + strain relief	300 V AC/DC	10 A	
934888533	GDM21AJ-V1U-10D	2 + PE	Varistor	M16 + strain relief	230 V AC/DC	10 A	
934888538	GDM21AJ-V3U-10D	2 + PE	Varistor, bridge rectifier	M16 + strain relief	230 V AC/DC	1 A	