

5745054-4 ✓ ACTIVE

AMPLIMITE | AMPLIMITE HD-20

TE Internal #: 5745054-4

PCB D-Sub Connectors, Plug, Board-to-Board, 37 Position, 2.77 mm [.109 in] Centerline, 2 Row, 4 Connector Shell Size, Round, AMPLIMITE HD-20

[View on TE.com >](#)



Connectors > D-Shaped Connectors > D-Sub Connectors > PCB D-Sub Connectors > D-Sub Plug Assembly: Vertical, Shell Size 4, 2.74mm



Connector & Housing Type: **Plug**

Connector System: **Board-to-Board**

Number of Positions: **37**

Centerline (Pitch): **2.77 mm [.109 in]**

Number of Rows: **2**

[All D-Sub Plug Assembly: Vertical, Shell Size 4, 2.74mm \(28\)](#)

Features

Product Type Features

Shell Material Configuration	All Plastic
Connector & Housing Type	Plug
Connector System	Board-to-Board
Connector Shell Size	4
Connector & Contact Terminates To	Printed Circuit Board

Configuration Features

Number of Positions	37
Number of Rows	2
PCB Mount Orientation	Vertical

Body Features

Mating Retention Feature Material	Brass
Primary Product Color	Black
Connector Profile	Standard

Contact Features

Contact Thickness	30 μ m
Contact Mating Area Plating Material	Gold
Contact Underplating Material	Nickel



PCB Contact Termination Area Plating Material	Tin
Contact Base Material	Brass
Contact Shape & Form	Round
Contact Current Rating (Max)	6 A

Termination Features

Round Termination Post & Tail Diameter	.66 mm[.026 in]
Termination Post & Tail Length	4.32 mm[.17 in]
Termination Method to Printed Circuit Board	Through Hole - Solder

Mechanical Attachment

Mounting Hole Diameter	3.05 mm[.12 in]
PCB Mount Retention	With
PCB Mount Retention Type	Mounting Hole
Mating Retention	With
Mating Retention Type	Threaded Insert, 4-40 UNC
Connector Mounting Type	Board Mount

Housing Features

Housing Material	Polyester
Centerline (Pitch)	2.77 mm[.109 in]

Dimensions

PCB Thickness (Recommended)	2.36 – 3.18 mm[.093 – .125 in]
Row-to-Row Spacing	2.84 mm[.112 in]

Usage Conditions

Operating Temperature Range	-55 – 105 °C[-67 – 221 °F]
-----------------------------	----------------------------

Operation/Application

Shielded	No
Circuit Application	Signal

Industry Standards

UL Flammability Rating	UL 94V-0
------------------------	----------

Packaging Features

Packaging Quantity	7
Packaging Method	Tube

Other

D-Shaped Connectors Comment

Plugs are preloaded with size 20 DF posted pin contacts

Product Compliance

[For compliance documentation, visit the product page on TE.com>](#)

EU RoHS Directive 2011/65/EU

Compliant with Exemptions

EU ELV Directive 2000/53/EC

Compliant with Exemptions

China RoHS 2 Directive MIIT Order No 32, 2016

Restricted Materials Above Threshold

EU REACH Regulation (EC) No. 1907/2006

Current ECHA Candidate List: JUNE 2023
(235)
Candidate List Declared Against: JAN 2023
(233)
SVHC > Threshold:
Pb (3.7% in Component Part)

Article Safe Usage Statements:

Do not eat, drink or smoke when using this product. Wash thoroughly after handling. Recycle if possible and dispose of the article by following all applicable governmental regulations relevant to your geographic location.

Halogen Content

Not Low Halogen - contains Br or Cl > 900 ppm.

Solder Process Capability

Wave solder capable to 265°C

Product Compliance Disclaimer

This information is provided based on reasonable inquiry of our suppliers and represents our current actual knowledge based on the information they provided. This information is subject to change. The part numbers that TE has identified as EU RoHS compliant have a maximum concentration of 0.1% by weight in homogenous materials for lead, hexavalent chromium, mercury, PBB, PBDE, DBP, BBP, DEHP, DIBP, and 0.01% for cadmium, or qualify for an exemption to these limits as defined in the Annexes of Directive 2011/65/EU (RoHS2). Finished electrical and electronic equipment products will be CE marked as required by Directive 2011/65/EU. Components may not be CE marked. Additionally, the part numbers that TE has identified as EU ELV compliant have a maximum concentration of 0.1% by weight in homogenous materials for lead, hexavalent chromium, and mercury, and 0.01% for cadmium, or qualify for an exemption to these limits as defined in the Annexes of Directive 2000/53/EC (ELV). Regarding the REACH Regulation, the information TE provides on SVHC in articles for this part number is based on the latest European Chemicals Agency (ECHA) 'Guidance on requirements for substances in articles' posted at this URL: <https://echa.europa.eu/guidance-documents/guidance-on-reach>

Compatible Parts

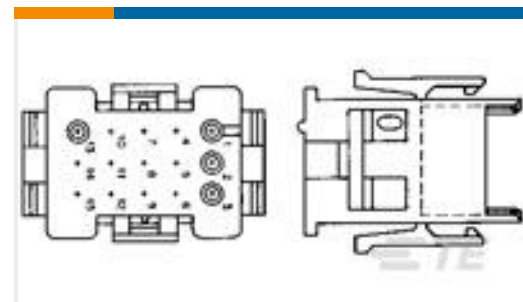
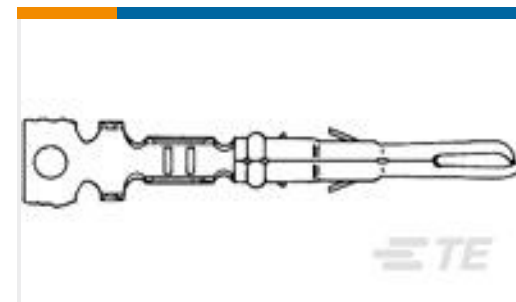



Also in the Series | AMPLIMITE HD-20



PCB D-Sub Connectors(353)

Customers Also Bought

TE Part #5747141-2
15 RCPT ACT PIN/MS MED INSRTTE Part #1-640510-0
06P MR II CAP HSG V0TE Part #2-826634-0
MOD2 PIN HEADER 20PTE Part #640545-2
MR SPLIT PIN 26-18 AUPHBRZ LPTE Part #6-104069-0
14 sys 50 hdr drra shrd snTE Part #9-1437621-5
KLN1250B1/4=KNOB KNURL W/IND LTE Part #1-640455-5
15P MTA100 HDR ASSY SQ R/A POLTE Part #2081888-1
EP-SMA,ADAPTER,STRAIGHT,27GHZ,
F TO MTE Part #5-1814832-2
SMA Str PCB Skt GZDTE Part #1-2176421-8
TLRP 2512 2.0W R020 1% 25PPM 4K RL

Documents

Product Drawings

[HD-20 PLUG 37P VERT THD INS](#)

English

CAD Files

[3D PDF](#)

[3D](#)



Customer View Model

[ENG_CVM_CVM_5745054-4_A.2d_dxf.zip](#)

English

Customer View Model

[ENG_CVM_CVM_5745054-4_A.3d_igs.zip](#)

English

Customer View Model

[ENG_CVM_CVM_5745054-4_A.3d_stp.zip](#)

English

By downloading the CAD file I accept and agree to the [Terms and Conditions](#) of use.

Datasheets & Catalog Pages

[AMPLIMITE Subminiature D Connectors - Straight Posted Connectors](#)

English

Product Specifications

[Application Specification](#)

English

Agency Approvals

[UL Report](#)

English