




EP13 Flyback Transformer

AEP13-4453I

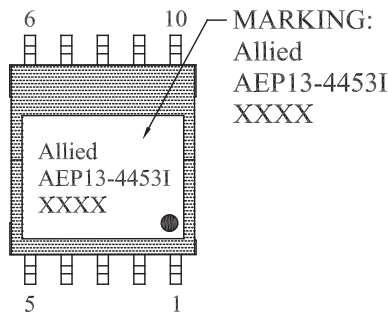
- Operating Temp: -40°C to +85°C
- Storage Temp: -55°C to +125°C
- EP13 Package in SMD



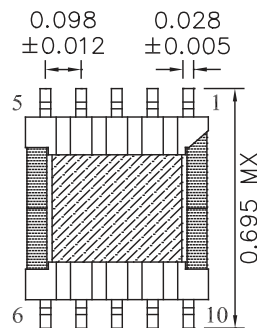
Electrical Specifications @ 20°C				
Inductance 10KHZ/0.1V (1-3)	Leakage Inductance 100KHZ/0.1V (1-3) (shorted Pin 4,5,6,7,9,10)		Turns Ratio @20KHz/1V (1-3) : (9-6) : (10-7) : (4-5) 2%	
9.0μH±10%	0.4μH Max		1.000 : 0.500 : 0.500 : 1.20	
Electrical Specifications @ 20°C				
DCR (1-3)	DCR (4-5)	DCR (9-6) + (10-7)	Hi-Pot PRI to SEC	Hi-Pot COIL to COIL
0.023Ω Max	0.180Ω Max	0.016Ω Max	AC 2250V 3mA for 1Sec	AC 500V 3mA for 1Sec

All specifications subject to change without notice.

Mechanical Dimensions: (mm)

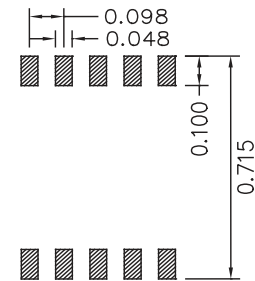


Top View



Bottom View

PCB Layout



Schematics

