


## SR20150-G Thru. SR20200-G

Forward current: 20A

Reverse voltage: 150 to 200V

RoHS Device

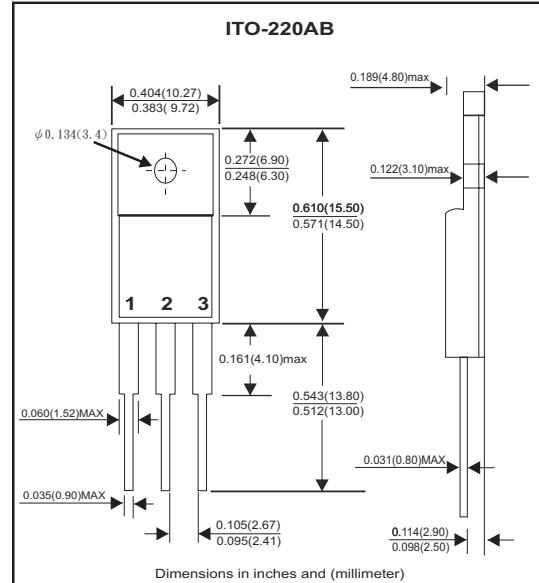


### Features

- Extremely Low VF
- Low Stored Charge, Majority Carrier Conduction
- Low Power Loss / High Efficiency
- UL 94V0 Flame Retardant Epoxy Molding Compound
- Lead Free

### Mechanical data

- Case: Transfer Molded
- Leads: Solderable per MIL-STD-202, method 208
- Polarity: As Marked
- Weight: 2.05 grams



### Maximum Ratings and Electrical Characteristics

Ratings at 25°C ambient temperature unless otherwise specified.  
Single phase, half wave, 60Hz, resistive or inductive load.  
For capacitive load derate current by 20%.

Ratings	Symbol	SR20150-G	SR20200-G	Unit
Maximum Recurrent Peak Reverse Voltage	$V_{RRM}$	150	200	V
Maximum RMS Voltage	$V_{RWS}$	105	140	V
Maximum DC Blocking Voltage	$V_{DC}$	150	200	V
Maximum Average Forward Rectified Current See Fig.1 Per Leg	$I_o$	20.0 10.0		A
Peak Forward Surge Current, 8.3ms Single Half Sine-Wave Superimposed On Rated Load Per Leg	$I_{FSM}$	175		A
Operating Temperature Range And Storage Temperature Range	$T_{op}, T_{STG}$	-55 to +150		°C

### Electrical Characteristics (At $T_a=25^\circ\text{C}$ , unless otherwise noted)

Characteristics	Symbol	SR20150-G	SR20200-G	Unit
Maximum Forward Voltage At 10A Per Leg	$V_F$	0.95		V
Maximum Reverse Current At 25°C Per Leg (Note 1)	$I_R$	500		$\mu\text{A}$
Maximum Reverse Current At 125°C Per Leg (Note 1)	$I_R$	10		mA

### Thermal Characteristics (At $T_a=25^\circ\text{C}$ , unless otherwise noted)

Parameter	Symbol	SR20150-G	SR20200-G	Units
Typical Thermal Resistance Junction to Case Per Leg	$R_{\theta JC}$	3.5		°C/W

NOTES : 1.Pulse Test : 300 $\mu\text{s}$  Pulse Width ,1% Duty Cycle

## RATING AND CHARACTERISTIC CURVES (SR20150-G Thru. SR20200-G)

Fig.1 Forward Current Derating Curve

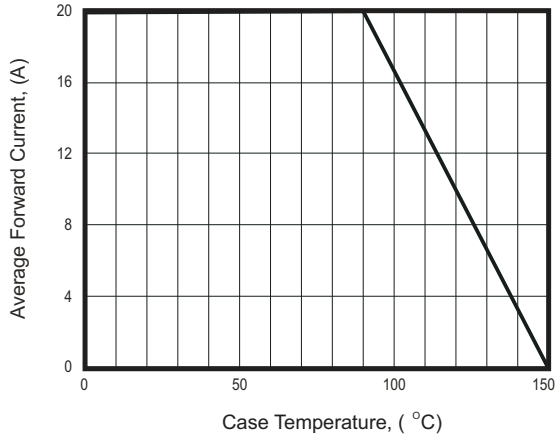


Fig.2 Maximum Non-Repetitive Surge Current

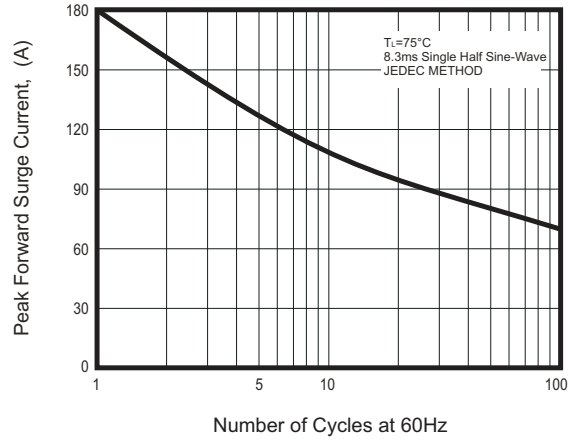


Fig.3 Typical Reverse Characteristics

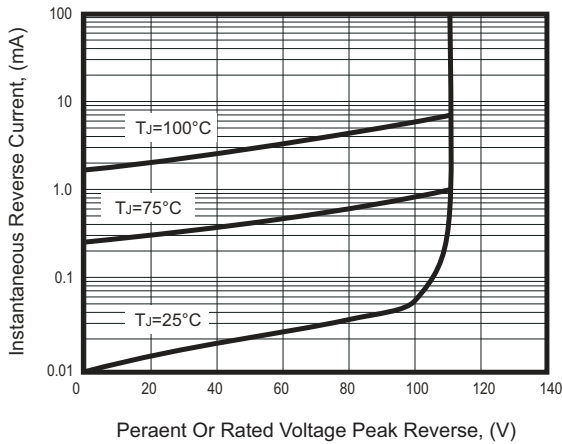


Fig.4 Typical Instantaneous Forward Characteristics Per Leg

