

Panel feed-through terminal block - HDFK 50-DP - 0708713

Please be informed that the data shown in this PDF Document is generated from our Online Catalog. Please find the complete data in the user's documentation. Our General Terms of Use for Downloads are valid (<http://download.phoenixcontact.com>)



Panel feed-through terminal block, Connection method: Screw connection, Load current : 150 A, Cross section: 16 mm² - 50 mm², AWG 6 - 1/0, Width: 18.8 mm, Color: gray

The illustration shows version HDFK 50



Key commercial data

Packing unit	1 1
Weight per Piece (excluding packing)	125.99 GRM
Custom tariff number	85369010
Country of origin	Germany

Technical data

General

Number of levels	1
Number of connections	2
Color	gray
Insulating material	PA
Inflammability class according to UL 94	V2
Rated surge voltage	8 kV
Pollution degree	3
Surge voltage category	III
Insulating material group	I
Connection in acc. with standard	IEC 60947-7-1
Nominal current I _N	150 A
Nominal voltage U _N	690 V
Open side panel	nein
Number of positions	1

Panel feed-through terminal block - HDFK 50-DP - 0708713

Technical data

Dimensions

Width	18.8 mm
-------	---------

Connection data

Note	Terminal sleeve
Connection side	Level 1 ext. 1
Connection method	Screw connection
Conductor cross section solid min.	16 mm ²
Conductor cross section solid max.	50 mm ²
Conductor cross section stranded min.	16 mm ²
Conductor cross section stranded max.	50 mm ²
Conductor cross section AWG/kcmil min.	6
Conductor cross section AWG/kcmil max	1/0
Conductor cross section stranded, with ferrule without plastic sleeve min.	10 mm ²
Conductor cross section stranded, with ferrule without plastic sleeve max.	50 mm ²
Conductor cross section stranded, with ferrule with plastic sleeve min.	10 mm ²
Conductor cross section stranded, with ferrule with plastic sleeve max.	50 mm ²
2 conductors with same cross section, solid min.	6 mm ²
2 conductors with same cross section, solid max.	16 mm ²
2 conductors with same cross section, stranded min.	10 mm ²
2 conductors with same cross section, stranded max.	16 mm ²
2 conductors with same cross section, stranded, ferrules without plastic sleeve, min.	6 mm ²
2 conductors with same cross section, stranded, ferrules without plastic sleeve, max.	16 mm ²
2 conductors with same cross section, stranded, TWIN ferrules with plastic sleeve, min.	6 mm ²
2 conductors with same cross section, stranded, TWIN ferrules with plastic sleeve, max.	10 mm ²
Stripping length	24 mm
Internal cylindrical gage	B10
Screw thread	M6
Tightening torque, min	6 Nm
Tightening torque max	8 Nm

Classifications

eCl@ss

eCl@ss 4.0	27141131
eCl@ss 4.1	27141131

Panel feed-through terminal block - HDFK 50-DP - 0708713

Classifications

eCl@ss

eCl@ss 5.0	27141134
eCl@ss 5.1	27141134
eCl@ss 6.0	27141134
eCl@ss 7.0	27141134
eCl@ss 8.0	27141134

ETIM

ETIM 2.0	EC001283
ETIM 3.0	EC001283
ETIM 4.0	EC001283
ETIM 5.0	EC001283

UNSPSC

UNSPSC 6.01	30211811
UNSPSC 7.0901	39121410
UNSPSC 11	39121410
UNSPSC 12.01	39121410
UNSPSC 13.2	39121410

Approvals

Approvals

Approvals

CSA / UL Recognized / KEMA-KEUR / PRS / IECCEB Scheme


Ex Approvals


Approvals submitted


Approval details

Panel feed-through terminal block - HDFK 50-DP - 0708713


Approvals

CSA 			
		B	C
mm ² /AWG/kcmil	6	6	
Nominal current I _N	125 A	125 A	125 A
Nominal voltage U _N	600 V	600 V	600 V

UL Recognized 		
	B	C
mm ² /AWG/kcmil	6	6
Nominal current I _N	150 A	150 A
Nominal voltage U _N	600 V	600 V

KEMA-KEUR 	
mm ² /AWG/kcmil	50
Nominal current I _N	150 A
Nominal voltage U _N	690 V

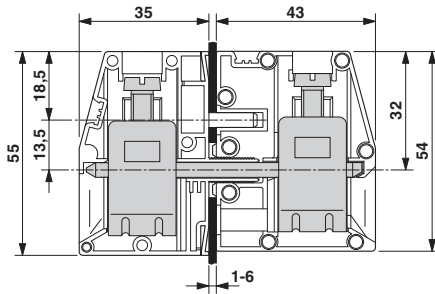
PRS

IECEE CB Scheme 	
mm ² /AWG/kcmil	50
Nominal current I _N	150 A
Nominal voltage U _N	690 V

Drawings

Panel feed-through terminal block - HDFK 50-DP - 0708713

Dimensioned drawing



Dimensioned drawing

