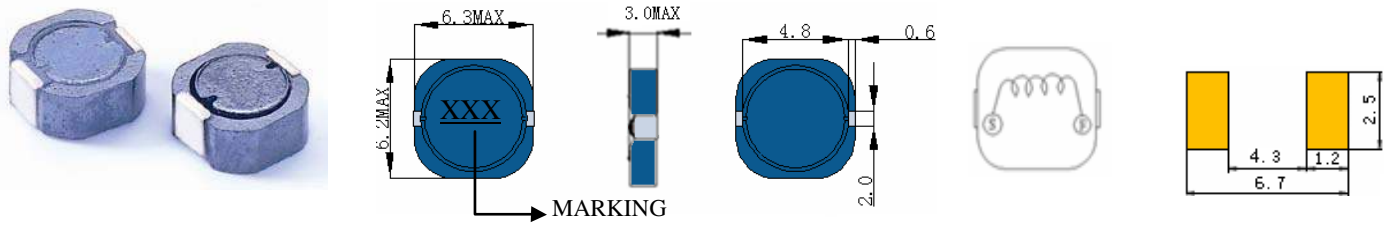


# SC63LCB

## SMD POWER INDUCTORS

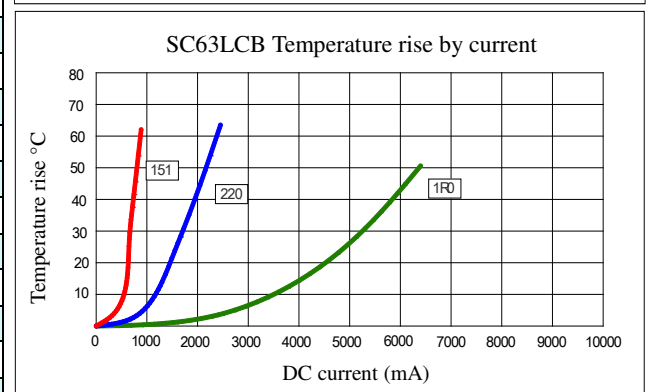
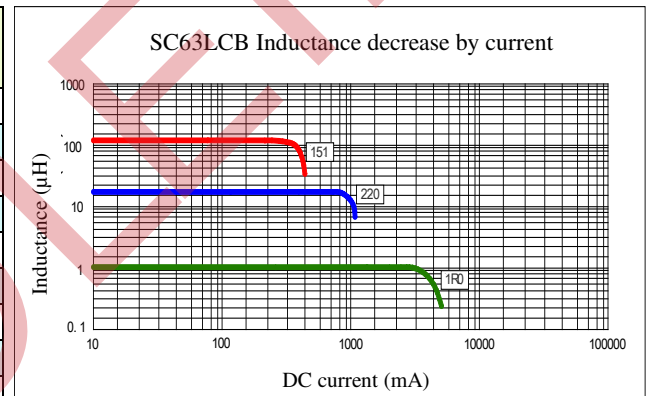


### • Features

1. Magnetically shielded construction
2. LOW Profile (3.0mm max. height x 6.3mm square)
3. Low DC resistance makes this product very suitable for large current applications

## CHARACTERISTICS

Part Number	Inductance (uH) (1)	Test Frequency	DC Resistance (Ω MAX) (2)	Saturation Current <sup>(3)</sup> (A)	Temperature Current <sup>(4)</sup> (A)
SC63LCB-1R0	1.0	100KHZ	14m	3.59	4.80
SC63LCB-1R5	1.5	100KHZ	16m	2.93	4.60
SC63LCB-2R2	2.2	100KHZ	20m	2.42	4.37
SC63LCB-3R6	3.6	100KHZ	27m	1.89	4.15
SC63LCB-4R7	4.7	100KHZ	34m	1.66	3.80
SC63LCB-6R2	6.2	100KHZ	40m	1.45	3.42
SC63LCB-100	10	100KHZ	62m	1.14	2.91
SC63LCB-120	12	100KHZ	66m	1.04	2.30
SC63LCB-150	15	100KHZ	79m	0.93	2.22
SC63LCB-180	18	100KHZ	100m	0.85	1.99
SC63LCB-220	22	100KHZ	119m	0.77	1.50
SC63LCB-270	27	100KHZ	150m	0.70	1.42
SC63LCB-330	33	100KHZ	175m	0.63	1.35
SC63LCB-390	39	100KHZ	188m	0.58	1.21
SC63LCB-470	47	100KHZ	235m	0.53	1.14
SC63LCB-560	56	100KHZ	275m	0.48	1.02
SC63LCB-680	68	100KHZ	338m	0.44	0.92
SC63LCB-820	82	100KHZ	413m	0.40	0.89
SC63LCB-101	100	100KHZ	519m	0.36	0.80
SC63LCB-151	150	100KHZ	778m	0.31	0.60



(1). Inductance tolerance for 1.0uH~6.2uH:  $\pm 30\%$ , for 10uH~150uH:  $\pm 20\%$ . Tested at 0.25V, 0ADC and 25°C

(2). DCR measured at 25°C.

(3). The DC current at which the inductance decreases by 30% from its initial value.

(4). The DC current that results in a 40°C temperature rise from 25°C ambient.

[Click here for QUANTITY PER REEL & PACKING INFORMATION](#)

Custom versions available upon request.



[belfuse.com/signal](http://belfuse.com/signal)

© 2019 Signal Transformer – Specification subject to change without notice. 12.19

128 Atlantic Avenue, Lynbrook, NY 11563  
Toll Free 866-239-5777 • Tel 516-239-5777 • Fax 516-239-7208  
[Sales@signaltransformer.com](mailto:Sales@signaltransformer.com) • [techhelp@signaltransformer.com](mailto:techhelp@signaltransformer.com)