



- Universal Input 100~240VAC 50/60Hz
- UL/IEC/EN 62368-1 Approved
- Compliant to LVD & EMC safety standards
- RoHS & CE Directive Compliant
- Level VI efficiency
- OVP, OCP, OTP & Short Circuit Protection
- C8 Inlet
- Right Angled Connector Cable

The purpose of the document is to specify a Single-phase AC input, single output switching power supply. This specification is suitable for: 15DYS902-xyW 96W Series. This product is AC to DC switching power supply, it can provide 9-30V 96W max DC output constant voltage source. This Specification defines the input, output, performance characteristics, environment, noise and safety requirements.

### Models

Model Number	Output Voltage	Output Current	Output Power
15DYS902-090750G	9V DC	7.5A	67.5W
15DYS902-120750G	12V DC	7.5A	90W
15DYS902-150600G	15V DC	6A	90W
15DYS902-240400G	24V DC	4A	96W
15DYS902-320300G	32V DC	3A	96W
15DYS902-480200G	48V DC	2A	96W

### Input Data

	Min	Typical	Max	Units	Notes
Input Voltage	90		264	V AC	100-240VAC +/- 10%
Input Frequency	47		63	Hz	50-60Hz +/- 5%
Input Current			1.5	A	
Inrush Current	0		80	A	At cold start, 100 / 240V AC
Leakage Current			0.25	mA	

### Output Data

	Min	Typical	Max	Units	Notes
Output Voltage tolerance		5		%	
Ripple & Noise		1		%	
Over Current Protection					Typically 115-135% of Rated Current
Short Circuit Protection					Continuous short circuit proof. Will recover if fault condition is removed
Over Voltage Protection					Will recover if fault condition is removed

### Environmental Data

	Minimum	Typical	Maximum	Units	Notes
Operating Temperature	0		+40	°C	
Storage Temperature	-20		+80	°C	
Operating Humidity	10		90	%	Operating 10% to 90%
Storage Humidity	5		95	%	Storage 5% to 95%

### Other Information

	Minimum	Typical	Maximum	Units	Notes
Dielectric Strength					Primary to Secondary: 4242VDC/5mAMax (3 seconds)
MTBF		50,000		hrs	At 25°C, Full load and nominal
Weight	450 g -10/+10 Depending on model				
Dimensions	Refer to mechanical drawings				

### EMC Emissions (2014/30/EU)

	Standard	Test Level	Criteria	Notes
Conducted	EN 55032	Pass	B	EMC Directive 2014/30/EU
Radiated	EN 55032	Pass	B	

### EMC Immunity (2014/30/EU)

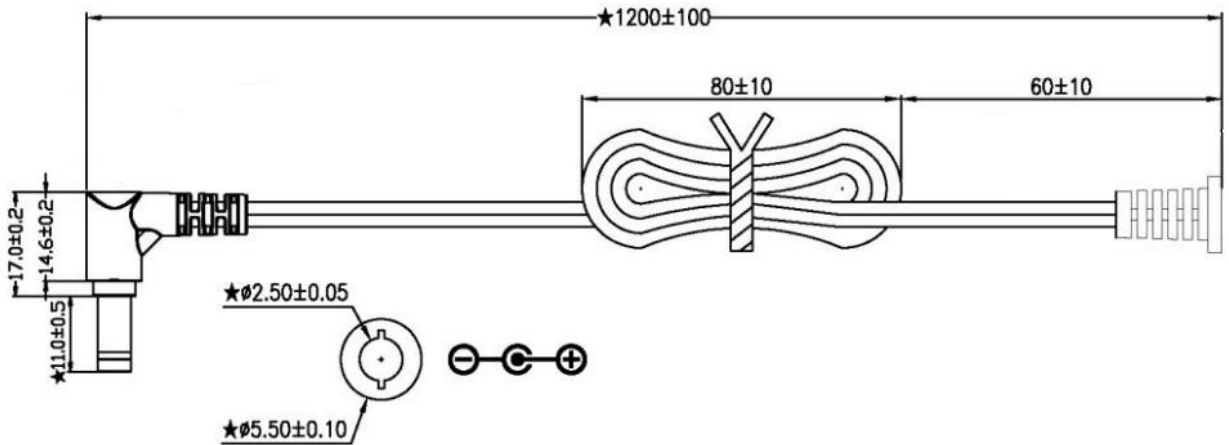

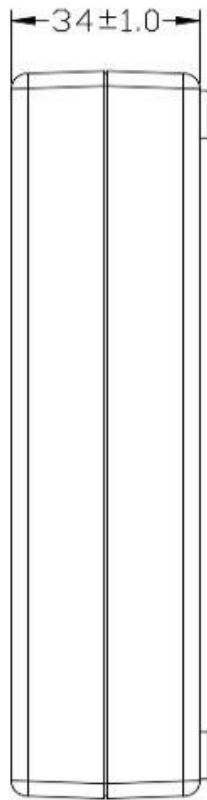
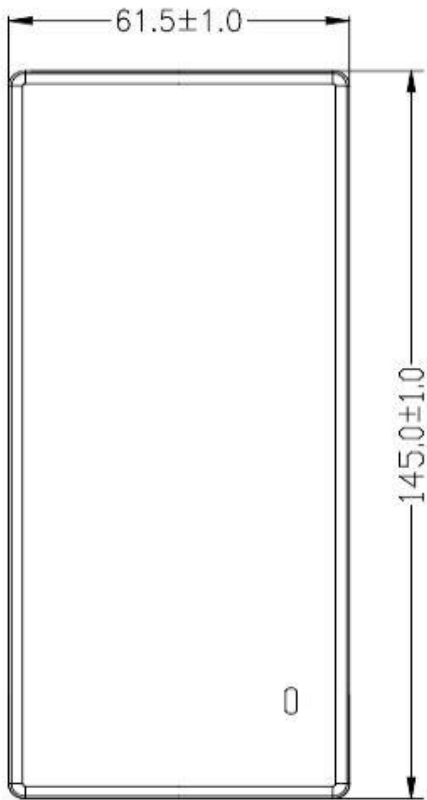
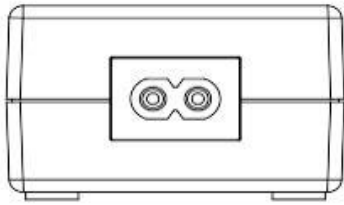
	Standard	Test Level	Criteria	Notes
EMS	EN 55035			
ESD	IEC 61000-4-2		B	Contact: +/- 4KV; Air: +/- 8KV
EFT	IEC 61000-4-4		A/B	0.5/1.0KV on input AC power ports
Surge	IEC 61000-4-5		A	Differential mode: +/- 2KV, Common mode: +/- 2KV

### Safety Approvals

#### Safety Standards

RoHS/REACH	RoHS Directive (EU) 2015/863 & REACH (205 SVHC)		
CE LVD Directive 2014/35/EU	Yes (UK/European)		
cULus	Yes		
TUV	Yes		
RCM & C-Tick	Yes		

Mechanical Drawing



*Cable Length	
Model Number	Output Cable
15DYS902-090750G	1.2m UL2468
15DYS902-120750G	1.2m UL2468
15DYS902-150600G	1.8m UL2468
15DYS902-240400G	1.8m UL2468
15DYS902-320300G	1.8m UL2468
15DYS902-480200G	1.5m UL2468