

Features

- Current rating up to 0.7 A
- Dielectric strength: 500 VRMS
- RoHS compliant*



The 79F Series is currently available, but not recommended for new designs. See [Product Obsolescence Memo](#) for details.

79F Series Conformal Coated RF Choke

Electrical Specifications (@ 25 °C)

Part Number	Value (μH)	Q Min.	Test Frequency (MHz)	SRF (MHz) Min.	DCR (Ω) Max.	IDC (mA) Max.
79FR10M-RC	0.10 ±20 %	35	25	300	0.180	700
79FR12M-RC	0.12 ±20 %	35	25	300	0.200	660
79FR15M-RC	0.15 ±20 %	35	25	300	0.220	620
79FR18M-RC	0.18 ±20 %	35	25	300	0.240	600
79FR22M-RC	0.22 ±20 %	35	25	150	0.400	400
79FR27M-RC	0.27 ±20 %	35	25	150	0.430	380
79FR33M-RC	0.33 ±20 %	35	25	150	0.480	370
79FR39M-RC	0.39 ±20 %	35	25	150	0.51	350
79FR47M-RC	0.47 ±20 %	35	25	150	0.56	330
79FR56M-RC	0.56 ±20 %	35	25	150	0.61	320
79FR68M-RC	0.68 ±20 %	35	25	150	0.67	310
79FR82M-RC	0.82 ±20 %	35	25	150	0.74	290
79F1R0K-RC	1.0 ±10 %	35	25	150	0.80	270
79F1R2K-RC	1.2 ±10 %	40	7.9	110	0.90	260
79F1R5K-RC	1.5 ±10 %	40	7.9	70	1.00	250
79F1R8K-RC	1.8 ±10 %	40	7.9	60	1.10	240
79F2R2K-RC	2.2 ±10 %	40	7.9	45	1.20	230
79F2R7K-RC	2.7 ±10 %	40	7.9	40	1.30	220
79F3R3K-RC	3.3 ±10 %	40	7.9	38	1.40	210
79F3R9K-RC	3.9 ±10 %	40	7.9	36	1.50	200
79F4R7K-RC	4.7 ±10 %	40	7.9	30	1.70	190
79F5R6K-RC	5.6 ±10 %	40	7.9	28	1.90	180
79F6R8K-RC	6.8 ±10 %	40	7.9	26	2.00	175
79F8R2K-RC	8.2 ±10 %	40	7.9	24	2.20	165
79F100K-RC	10 ±10 %	40	7.9	22	2.40	160
79F120K-RC	12 ±10 %	40	2.5	20	2.80	150
79F150K-RC	15 ±10 %	40	2.5	18	2.80	145
79F180K-RC	18 ±10 %	40	2.5	17	3.10	140
79F220K-RC	22 ±10 %	40	2.5	16	3.40	100
79F270K-RC	27 ±10 %	40	2.5	14	4.30	80
79F330K-RC	33 ±10 %	40	2.5	13.5	4.70	75
79F390K-RC	39 ±10 %	40	2.5	13.00	5.20	74
79F470K-RC	47 ±10 %	40	2.5	12.00	5.80	70
79F560K-RC	56 ±10 %	40	2.5	11.00	6.40	68
79F680K-RC	68 ±10 %	40	2.5	10.00	7.20	64
79F820K-RC	82 ±10 %	40	2.5	9.50	11.00	46
79F101K-RC	100 ±10 %	40	2.5	9.00	12.00	44
79F121K-RC	120 ±10 %	40	0.79	8.00	13.00	42
79F151K-RC	150 ±10 %	40	0.79	6.00	16.00	39
79F181K-RC	180 ±10 %	40	0.79	5.00	18.00	37
79F221K-RC	220 ±10 %	40	0.79	5.00	20.00	35

General Specifications

Temperature Rise 35 °C
 at rated current
 Operating Temperature Range
 -55 °C to +105 °C
 (including temperature rise)
 Storage Temperature Range
 -55 °C to +105 °C

Materials

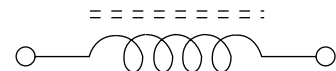
Core Material Ferrite DR core
 Wire Enamelled copper wire
 Terminal Cu/Ni/Sn
 Coating Epoxy resin
 Packaging
 2000 pcs. per ammo-pak box

How to Order

79F 100 K -TR - RC

Model _____
 Value Code (see table) _____
 Tolerance Code (see table) _____
 Packaging _____
 -TR = 2,000 pcs./ammo-pak box
 RoHS Compliant _____

Electrical Schematic



*RoHS Directive 2002/95/EC Jan. 27, 2003 including annex and RoHS Recast 2011/65/EU June 8, 2011.
 Specifications are subject to change without notice.
 Customers should verify actual device performance in their specific applications.

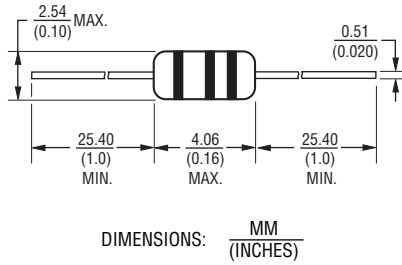
Applications

- DC/DC converters
- Power supplies
- General use

79F Series Conformal Coated RF Choke

BOURNS®

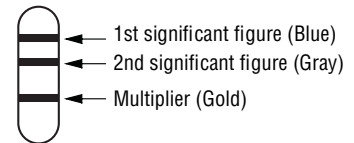
Product Dimensions



Typical Part Marking - EIA Color Code

Color	1st & 2nd Significant Figure	Multiplier
Silver		0.01
Gold		0.1
Black	0	1
Brown	1	10
Red	2	100
Orange	3	1000
Yellow	4	
Green	5	
Blue	6	
Violet	7	
Gray	8	
White	9	

Example for 6.8 μH



Example for 220 μH

