

# SMT Power Inductors

Shielded Drum Core - PA4336.XXXNLT Series



- Height: 2.0mm Max
- Footprint: 4.2mm x 4.2mm Max
- Current Rating: up to 3.3A
- Inductance Range: 0.33uH to 100uH
- Shielded magnetic circuit reduces leakage flux, Fe base metal core enables high saturation and metalized core termination results in excellent shock resistance.

## Electrical Specifications @ 25°C - Operating Temperature -40°C to +125°C

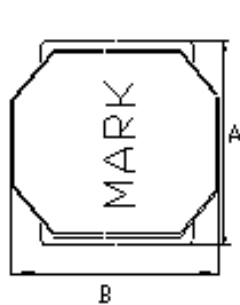
Part Number	Inductance 100 KHz, 1V	DC Resistance	Saturation Current	Rated Current
		MAX.	≤30% Drop	< 40°C Rise
	uH	mΩ	A	A
PA4336.331NLT	0.33±30%	16	7.50	3.30
PA4336.222NLT	2.2±30%	52	3.40	1.85
PA4336.103NLT	10±20%	215	1.60	0.90
PA4336.473NLT	47±20%	923	0.74	0.44
PA4336.104NLT	100±20%	2020	0.48	0.31

### Notes:

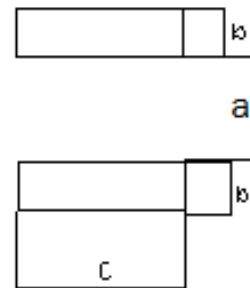
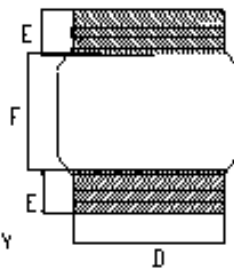
- Actual temperature of the component during system operation (ambient plus temperature rise) must be within the standard operating range.
- The saturation current is the current at which the initial inductance drops approximately 30% at the stated ambient temperature. This current is determined by placing the component in the specified ambient environment and applying a short duration pulse current (to eliminate self-heating effect) to the component.
- The Rated Current is the DC current required to raise the component temperature by 40 °C maximum. Take note that the component's performance varies depending on the system condition. It is suggested that the component be tested at the system level, to verify the temperature rise of the component during system operation.

## Mechanical

### PA4336.XXXNLT



Final Layout

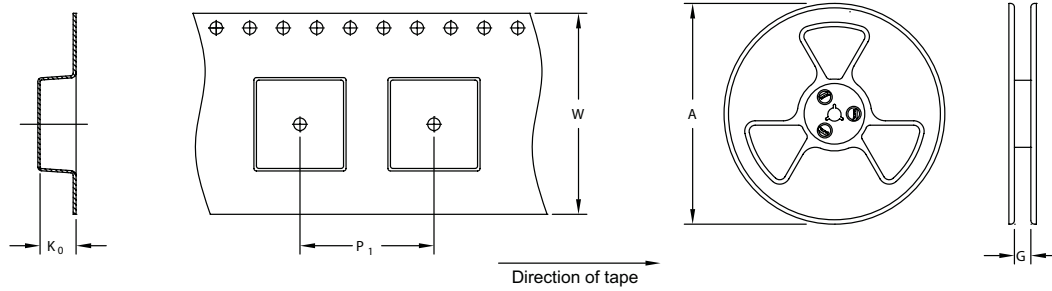


SUGGESTED PAD LAYOUT

Series	A	B	C	D	E	F	a	b	c
PA4336.XXXNLT	4.0±0.2	4.0±0.2	2.0 MAX	3.4±0.3	1.2±0.3	1.6±0.3	1.3 TYP	1.4 TYP	3.7 TYP

All Dimensions in mm.

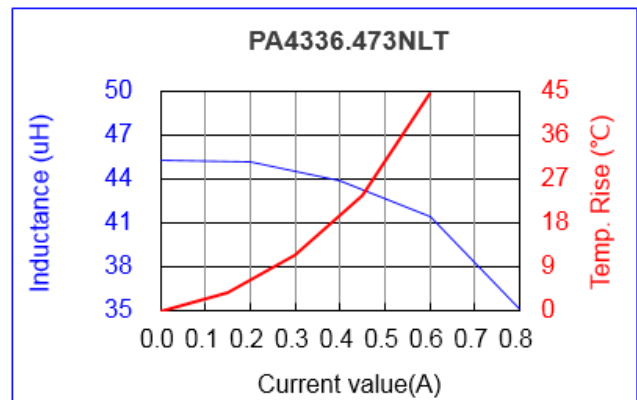
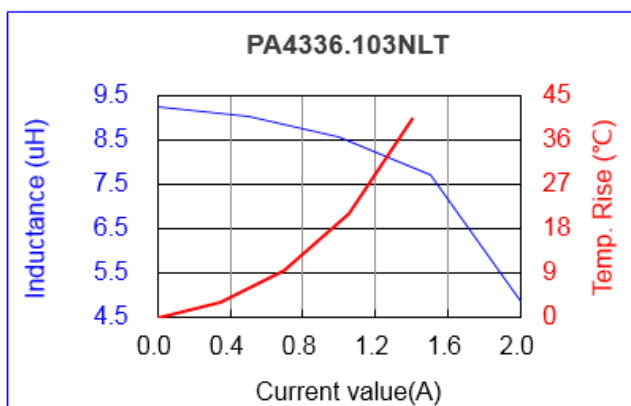
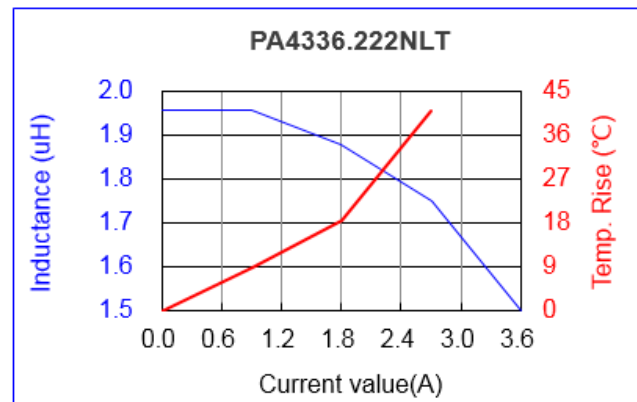
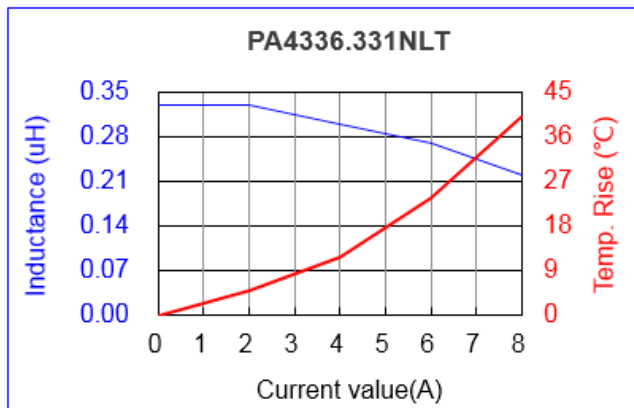
## TAPE & REEL INFO



### SURFACE MOUNTING TYPE, REEL/TAPE LIST

TYPE	REEL SIZE (mm)		TAPE SIZE (mm)			QTY
	A	G	P <sub>1</sub>	W	K <sub>0</sub>	PCS/REEL
PA4342.XXXNLT	Ø330	12.4	8	12	2.4	3000

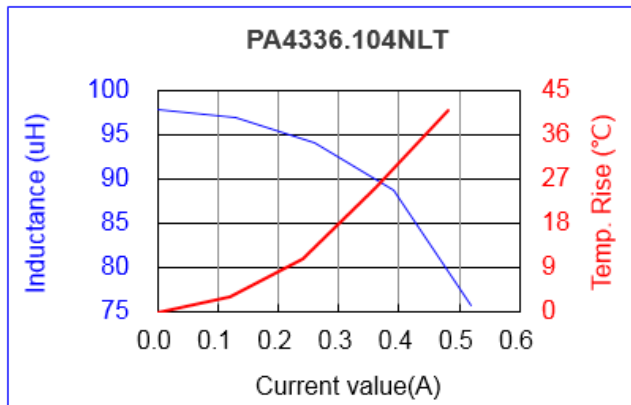
## Typical Performance Curves



# SMT Power Inductor

Shielded Drum Core - PA4336.XXXNLT Series

## Typical Performance Curves



## For More Information

### Pulse Worldwide Headquarters

15255 Innovation Drive Ste 100  
San Diego, CA 92128  
U.S.A.

### Pulse Europe

Pulse Electronics GmbH  
Am Rottland 12  
58540 Meinerzhagen  
Germany

### Pulse China Headquarters

Pulse Electronics (ShenZhen) CO., LTD  
D708, Shenzhen Academy of  
Aerospace Technology,  
The 10th Keji South Road,  
Nanshan District, Shenzhen, P.R.  
China 518057

### Pulse North China

Room 2704/2705  
Super Ocean Finance Ctr.  
2067 Yan An Road West  
Shanghai 200336  
China

### Pulse South Asia

135 Joo Seng Road  
#03-02  
PM Industrial Bldg.  
Singapore 368363

### Pulse North Asia

1F., No.111 Xiyuan Rd  
Zhongli City  
Taoyuan City 32057  
Taiwan (R.O.C)

Tel: 858 674 8100  
Fax: 858 674 8262

Tel: 49 2354 777 100  
Fax: 49 2354 777 168

Tel: 86 755 33966678  
Fax: 86 755 33966700

Tel: 86 21 62787060  
Fax: 86 2162786973

Tel: 65 6287 8998  
Fax: 65 6280 0080

Tel: 886 3 4356768  
Fax: 886 3 4356820

Performance warranty of products offered on this data sheet is limited to the parameters specified. Data is subject to change without notice. Other brand and product names mentioned herein may be trademarks or registered trademarks of their respective owners. © Copyright, 2019. Pulse Electronics, Inc. All rights reserved.