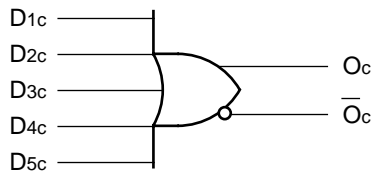
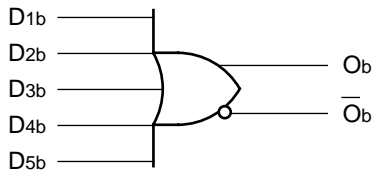
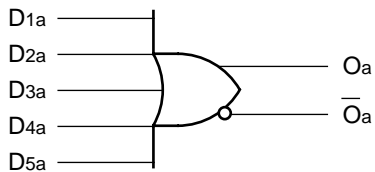
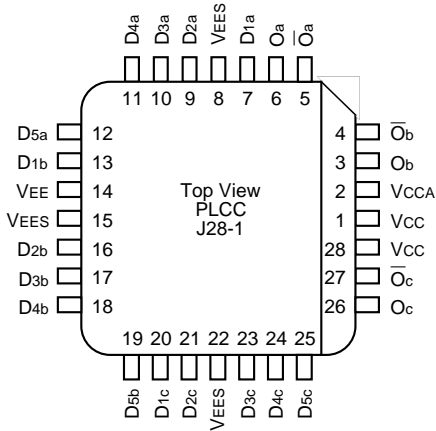


- Max. propagation delay of 750ps
- IEE min. of -25mA
- Industry standard 100K ECL levels
- Extended supply voltage option:
VEE = -4.2V to -5.5V
- Voltage and temperature compensation for improved noise immunity
- 20% faster than Fairchild 300K at lower power
- Internal 75kΩ input pull-down resistors
- Function and pinout compatible with Fairchild F100K
- Available in 28-pin PLCC package

The SY100S301 is an ultra-fast triple 5-input OR/NOR gate designed for use in high-performance ECL systems. The inputs on this device have 75kΩ pull-down resistors.



Pin	Function
Dna, Dnb, Dnc	Data Inputs (n-1...5)
$\bar{O}a, \bar{O}b, \bar{O}c$	Data Outputs
Oa, Ob, Oc	Complementary Data Outputs
VEES	VEE Substrate
VCCA	Vcco for ECL Outputs



28-Pin PLCC (J28-1)

Ordering Information

Part Number	Package Type	Operating Range	Package Marking	Lead Finish
SY100S301JC	J28-1	Commercial	SY100S301JC	Sn-Pb
SY100S301JCTR ⁽¹⁾	J28-1	Commercial	SY100S301JC	Sn-Pb
SY100S301JZ ⁽²⁾	J28-1	Commercial	SY100S301JZ with Pb-Free bar-line indicator	Matte-Sn
SY100S301JZTR ^(1, 2)	J28-1	Commercial	SY100S301JZ with Pb-Free bar-line indicator	Matte-Sn

Notes:

1. Tape and Reel.
2. Pb-Free package is recommended for new designs.

$$O_a = D_{1a} + D_{2a} + D_{3a} + D_{4a} + D_{5a}$$

$$O_b = D_{1b} + D_{2b} + D_{3b} + D_{4a} + D_{5b}$$

$$O_c = D_{1c} + D_{2c} + D_{3c} + D_{4c} + D_{5c}$$

Symbol	Parameter	Min.	Typ.	Max.	Unit
VEE	Input HIGH Current	-5.5	-4.5	-4.2	V
TA	Power Supply Current	0	25	85	°C

Symbol	Rating	Value	Unit
VEE	Power Supply	-0.5 to +7.0	V
VIN	Input Voltage	-0.5 to VEE	V
IOUT	DC Output Current	-50	mA
TC	Temperature Under Bias	-55 to +125	°C
TJ	Junction Temperature	+150	°C
TLEAD	Lead Temperature (soldering, 20 sec.)	+260	°C
Tstore	Storage Temperature	-65 to +150	°C

Note:

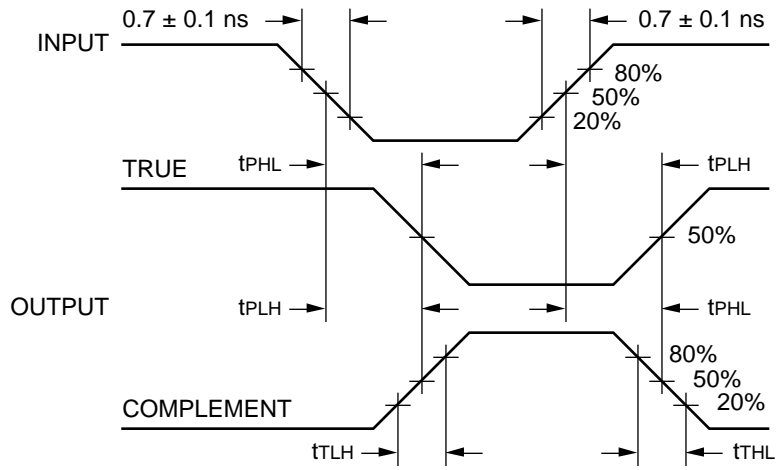
1. Permanent device damage may occur if absolute maximum ratings are exceeded. This is a stress rating only and functional operation is not implied at conditions other than those detailed in the operational sections of this data book. Exposure to absolute maximum rating conditions for extended periods may affect device reliability.

VEE = -4.2V to -5.5V unless otherwise specified, VCC = VCCA = GND

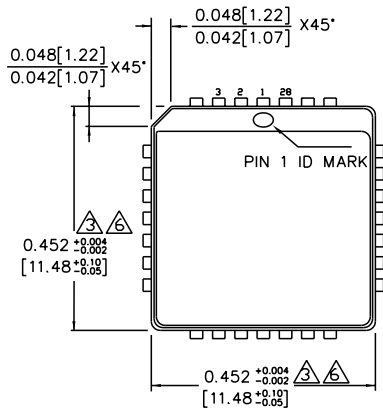
Symbol	Parameter	Min.	Typ.	Max.	Unit	Condition
I _{IH}	Input HIGH Current	—	—	200	μA	—
I _{EE}	Power Supply Current	-25	-17	-11	mA	Inputs Open

VEE = -4.2V to -5.5V unless otherwise specified, VCC = VCCA = GND

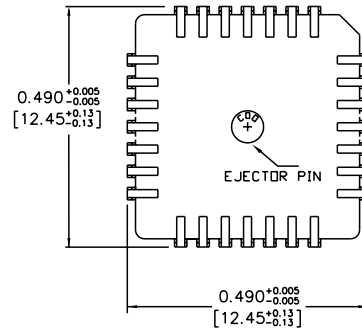
Symbol	Parameter	TA = 0°C		TA = +25°C		TA = +85°C		Unit	Condition
		Min.	Max.	Min.	Max.	Min.	Max.		
t _{PLH} t _{PHL}	Propagation Delay Data to Output	300	750	300	750	300	750	ps	
t _{TLH} t _{THL}	Transition Time 20% to 80%, 80% to 20%	300	900	300	900	300	900	ps	



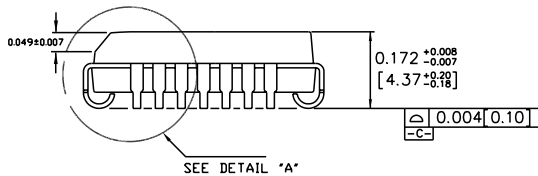
Propagation Delay and Transition Times



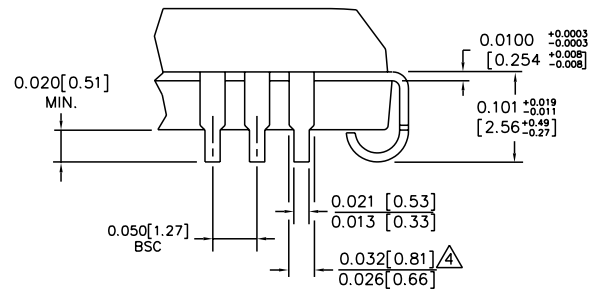
TOP VIEW



BOTTOM VIEW



SIDE VIEW



DETAIL "A"

NOTES:

1. DIMENSIONS ARE IN INCHES [MM].
2. CONTROLLING DIMENSION: INCHES.
3. DIMENSION DOES NOT INCLUDE MOLD FLASH OR PROTRUSIONS, EITHER OF WHICH SHALL NOT EXCEED 0.008 [0.203].
4. LEAD DIMENSION DOES NOT INCLUDE DAMBAR PROTRUSION.
5. MAXIMUM AND MINIMUM SPECIFICATIONS ARE INDICATED AS FOLLOWS: MAX/MIN
6. PACKAGE TOP DIMENSION MAY BE SLIGHTLY SMALLER THAN BOTTOM DIMENSION.

Rev. A

MICREL, INC. 2180 FORTUNE DRIVE SAN JOSE, CA 95131 USA

TEL + 1 (408) 944-0800 FAX + 1 (408) 474-1000 WEB <http://www.micrel.com>

The information furnished by Micrel in this data sheet is believed to be accurate and reliable. However, no responsibility is assumed by Micrel for its use. Micrel reserves the right to change circuitry and specifications at any time without notification to the customer.

Micrel Products are not designed or authorized for use as components in life support appliances, devices or systems where malfunction of a product can reasonably be expected to result in personal injury. Life support devices or systems are devices or systems that (a) are intended for surgical implant into the body or (b) support or sustain life, and whose failure to perform can be reasonably expected to result in a significant injury to the user. A Purchaser's use or sale of Micrel Products for use in life support appliances, devices or systems is at Purchaser's own risk and Purchaser agrees to fully indemnify Micrel for any damages resulting from such use or sale.

© 2006 Micrel, Incorporated.