

## Device connector, front mounting - ST-08P1N8A6100S - 1618584

Please be informed that the data shown in this PDF Document is generated from our Online Catalog. Please find the complete data in the user's documentation. Our General Terms of Use for Downloads are valid (<http://phoenixcontact.com/download>)



Device connector, front mounting, straight, SPEEDCON locking, M17, Number of positions: 8, Type of contact: Male connector, Crimp connection, Axial O-ring, Central fixing, shielded: yes

The figure shows the 17-pos. product version

### Product Features

- Application-specific wall mounting optionally with thread or anti-rotation protection and lock nut
- Consistent EMC protection for reliable connection solutions in the industrial environment
- Crimping connection: vibration- and temperature-resistant assembly



### Key Commercial Data

Packing unit	1 pc
Weight per Piece (excluding packing)	20.0 g
Custom tariff number	85366990
Country of origin	Germany

### Technical data

#### General

Type of locking	SPEEDCON locking
Direction of rotation of contact chamber numbering	Standard
Coding	N
Contact connection method	Crimp connection
Type of contacts	Male connector
Number of positions	8
Contact diameter of power contacts	1 mm
Nominal current per power contact at 25°C	3.6 A
Pg housing screw connection	none
Mounting type	Central fixing

## Device connector, front mounting - ST-08P1N8A6100S - 1618584

### Technical data

#### Ambient conditions

Ambient temperature	-40 °C ... 125 °C
Degree of protection	IP67

#### Specifications according to DIN EN 61984:2001

Installation height max.	3000 m
Nominal / operating voltage of power contacts	60 V
Rated surge voltage of power contacts	1.5 kV
Overvoltage category of power contacts	II
Degree of pollution of power contacts	3

### Classifications

#### eCl@ss

eCl@ss 4.0	272607xx
eCl@ss 4.1	27260701
eCl@ss 5.0	27143424
eCl@ss 5.1	27143424
eCl@ss 6.0	27143424
eCl@ss 7.0	27440209
eCl@ss 8.0	27440102

#### ETIM

ETIM 3.0	EC001121
ETIM 4.0	EC002635
ETIM 5.0	EC002635

#### UNSPSC

UNSPSC 6.01	43172015
UNSPSC 7.0901	43201404
UNSPSC 11	43172015
UNSPSC 12.01	43201404
UNSPSC 13.2	43201404

### Approvals

#### Approvals

---

# Device connector, front mounting - ST-08P1N8A6100S - 1618584

## Approvals

Approvals

cUL Recognized / UL Recognized / EAC / cULus Recognized

---


Ex Approvals


---

Approvals submitted


---

## Approval details

cUL Recognized 	
Nominal current I <sub>N</sub>	5 A
Nominal voltage U <sub>N</sub>	60 V

UL Recognized 	
Nominal current I <sub>N</sub>	5 A
Nominal voltage U <sub>N</sub>	60 V

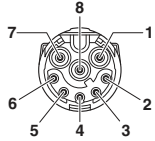
EAC
-----

cULus Recognized 
--

## Drawings

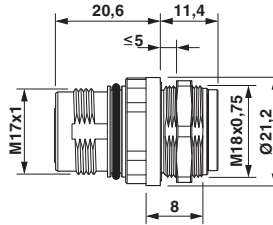
# Device connector, front mounting - ST-08P1N8A6100S - 1618584

Schematic diagram

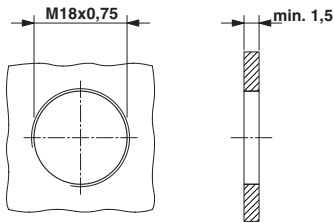


Connector pin assignment

Dimensional drawing

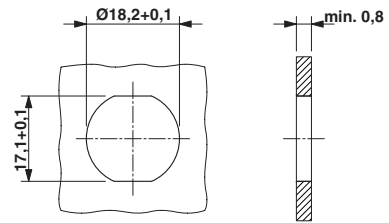


Dimensional drawing



Installation dimensions: mounting with thread

Dimensional drawing



Installation dimensions: mounting with anti-rotation protection and locking nut