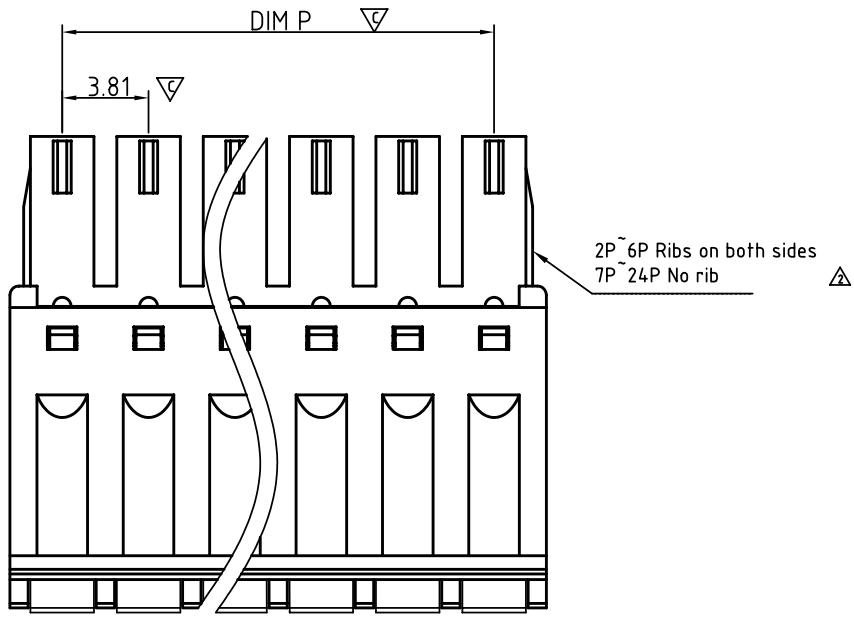


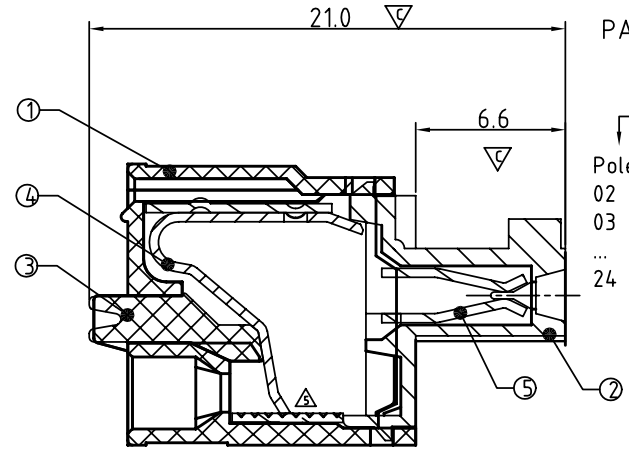
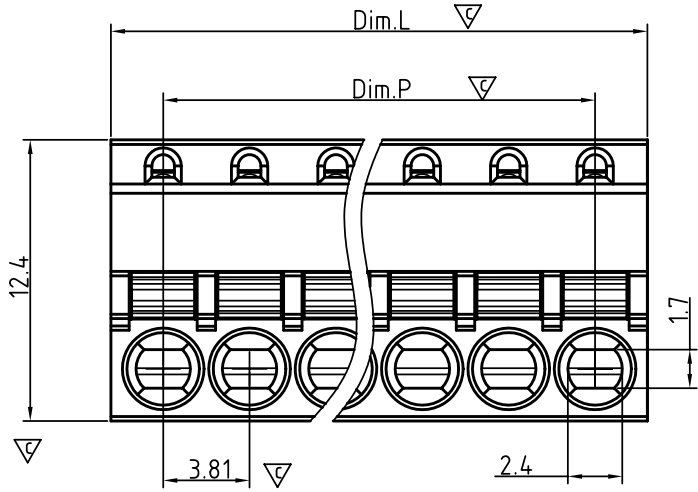
SIGN	DATE	DESCRIPTION	APPROVER
△	08/22'09	Part No. is changed.	kind
△	08/22'09	Add pad for 2P~6P	kind
△	11/21'09	The normal grey No. changed from RAL7004/P to RAL7035/D	Kind
△	02/22'11	Electrical is changed.	Runner
△	04/11'12	Contact is changed	Runner

THIS IS CAD DRAWING, DO NOT REVISE MANUALLY!!!



- Material**
- Item① Terminal top housing Thermoplastic (UL94V-0)
 - Item② Terminal down housing Thermoplastic (UL94V-0)
 - Item③ Terminal lever Thermoplastic (UL94V-0)
 - Item④ Wire guard Stainless Steel
 - Item⑤ Female Contacts PhBz (CuSn) Tin plated

- △ **Electrical**
- Voltage rating: 300V
 - Current rating: 8A
 - Solid wire(AWG): 14-28
 - Stranded wire(AWG): 14-28
 - Wire strip length: 8-9mm
 - Withstanding Voltage: 1.6KV
 - Operating temperature: -40°C to +115°C
 - Safety Approval:
 - Critical dimension: ▽



PART NO. HW xx 30 x 0 xxxx G △

RoHS compliant (lead<4%)
In copper Alloy

Poles
02 2 CONTACTS
03 3 CONTACTS
...
24 24 CONTACTS

Color
0 Black
5 Green (RAL 6018/T)
6 Blue
△ 8 Grey (RAL 7035/D)

0000 Standard @ Logo
000A Standard ANY Logo
Any special item by customer request, please contact sales department.

N=Number of contacts				
Dim.L=Nx3.81+0.80				
Dim.P=(N-1)x3.81				
P數	2~6P	7~12P	13~18P	19~24P
Dim.L	+/-0.20	+/-0.25	+/-0.30	+/-0.40
Dim.P	+/-0.20	+/-0.25	+/-0.30	+/-0.35

ANYTEK

CUSTOMER COPY

ALL RIGHTS RESERVED. REPRODUCTION OR ISSUE TO THIRD PARTIES IN ANY FORM WHATSOEVER IS NOT PERMITTED WITHOUT WRITTEN AUTHORITY FROM THE PROPRIETOR. PROPERTY OF ANYTEK TECHNOLOGY CO., LTD

TITLE		HW3.81 SERIES		
PART NO.	HWxx30x0xxxxG	DWG NO.	8HW0101	
APPROVED	CHECKED	DESIGNED	DRAWN	CUST NO.
		Runner 2012.04.11	Kind 2009.08.19	
				Tolerance
SHEET: 01/01				UNIT: mm
REV.: H				X. ±0.50
				X.X ±0.30
				X.XX ±0.10
				X° ±1°