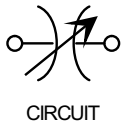
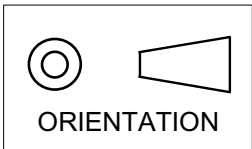


This drawing is the property of Tusonix, Inc., and may not be used, reproduced, published or disclosed to others without expressed authorization by Tusonix Inc.

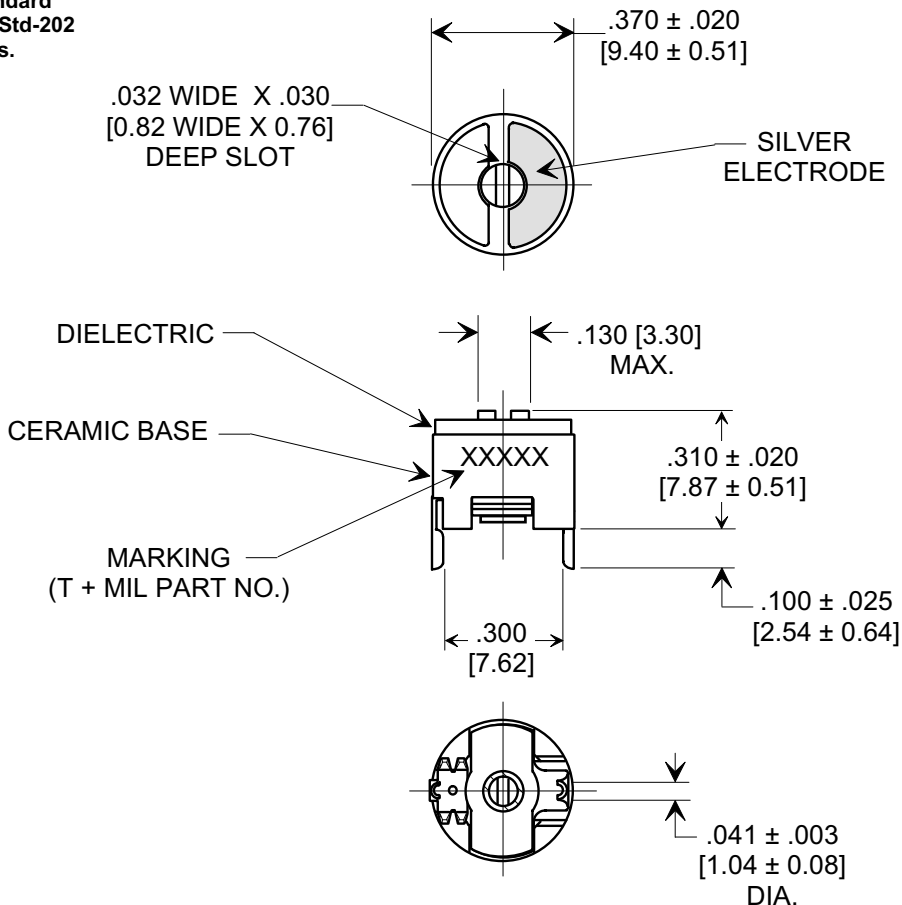
MARKETING SALES DRAWING

DIMENSIONS IN INCHES - DO NOT SCALE THIS DRAWING
DIMENSIONS IN METRIC - []

ALL METAL PARTS SILVER PLATED

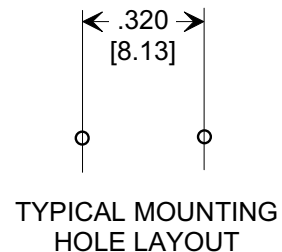


Electrical Testing
per Tusonix standard
test plans and Mil-Std-202
Test Methods.



SPECIFICATIONS

TUSONIX STYLE	538-054
Capacitance Range:	9.0 - 35 pF
Capacitance Tolerance:	MIN: +0% , MAX: -0, +50%
Temperature Characteristic:	DIELECTRIC CODE A
Working Voltage:	200 VDC AT + 85°D
Operating Temperature Range:	-55°C TO + 125°C
To MIL - C - 81/4E CV31D350	



X-2015 Rev-0 REVISION RECORD Original Release C.O. ECO-669	A	TOLERANCES unless otherwise specified 2 PLC. DECIMAL ± $\frac{\quad}{\quad}$ 3 PLC. DECIMAL ± .010 [0.25]	Title		CERAMIC TRIMMER	
			ANGLES ± $\frac{\quad}{\quad}$	Drawn L.E. 04-16-09		Scale 2 X
			TUSONIX TUCSON, ARIZONA	Approved R.L. 04-16-09		
				A	538-054 D 9.0 - 35	