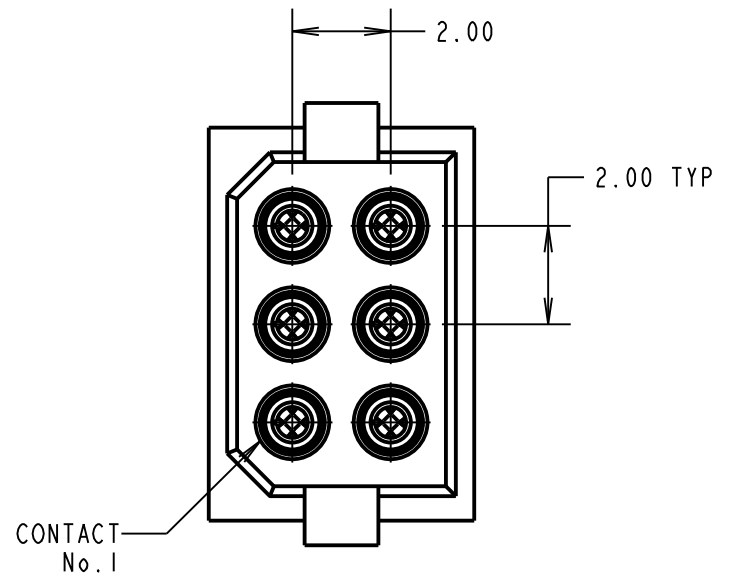
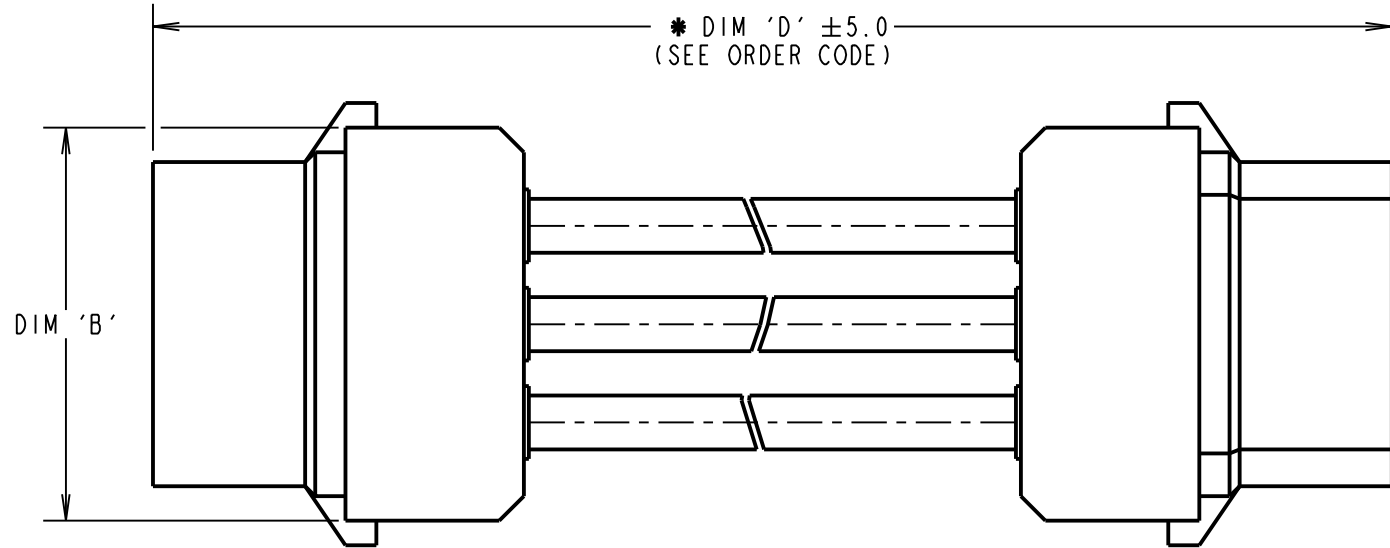
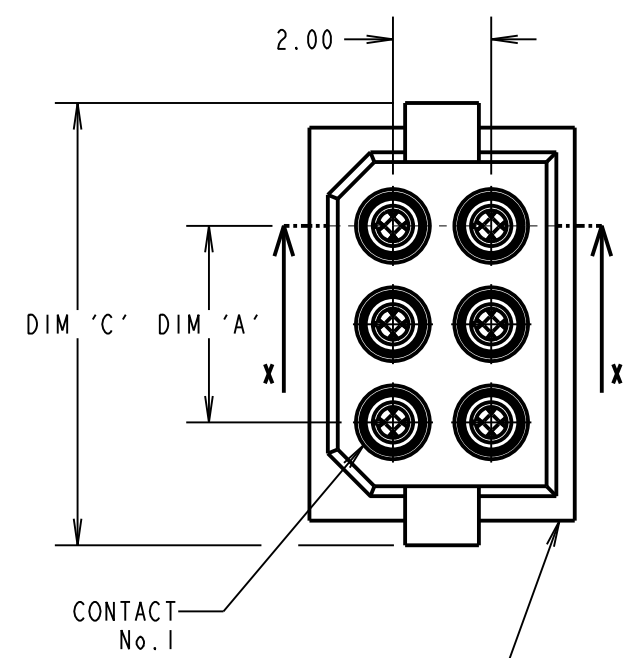
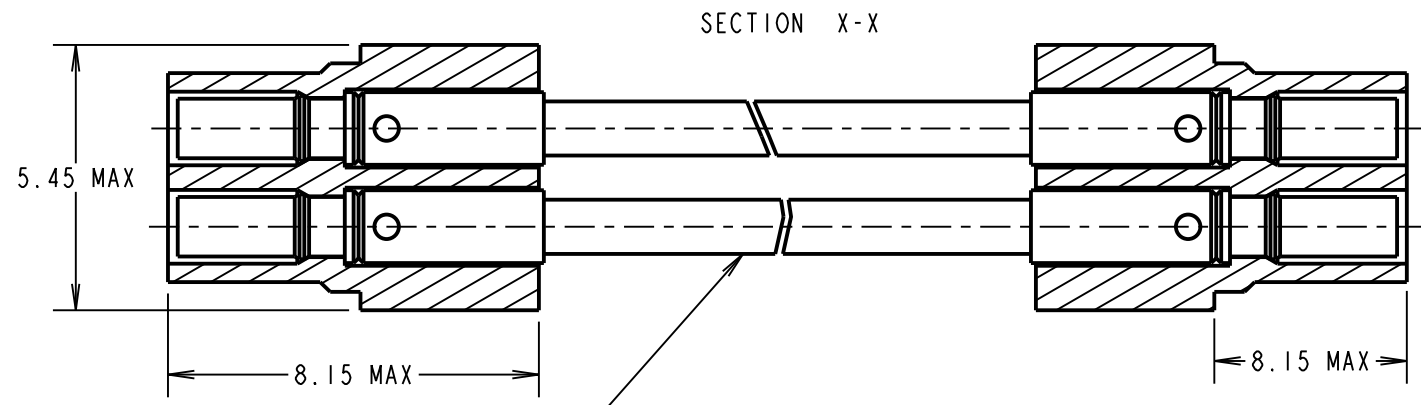


Customer Information Sheet

DRAWING No.: M80-FCXXX05L0-XXXXF IF IN DOUBT - ASK © NOT TO SCALE THIRD ANGLE PROJECTION ALL DIMENSIONS IN mm



FEMALE MOULDING (2-OFF):
SEE ORDER CODE FOR TOTAL
NUMBER OF CONTACTS.



WHITE PTFE WIRE:
IN ACCORDANCE WITH COMPONENT SPECIFICATION C049XX
(SEE ORDER CODE FOR WIRE GAUGE)

- NOTES:
- CABLE ASSEMBLIES WILL BE BULK PACKED IN BAGS.
 - FOR COMPLETE SPECIFICATION, SEE COMPONENT SPECIFICATION C005XX (LATEST ISSUE) AND C049XX (LATEST ISSUE).
 - WIRING OF CONNECTOR:
CONTACT 1 TO CONTACT 1,
CONTACT 2 TO CONTACT 2, ETC.

ORDER CODE:
M80-FCXXX05L0-XXXXF

WIRE AWG: _____ DIM 'D' LENGTH: _____

1 = 22AWG (LARGE BORE)	0060 = 60mm MIN
2 = 24AWG (SMALL BORE)	9999 = 9999mm MAX
3 = 26AWG (SMALL BORE)	(SEE TABLE FOR EXAMPLES)
4 = 28AWG (SMALL BORE)	
5 = 30AWG (EXTRA SMALL BORE)	

TOTAL No. OF CONTACTS: _____

04, 06, 08, 10, 12, 14,
16, 18, 20, 26, 34.

RA	6	19.11.20	30101
NAME	ISS.	DATE	CN/CO
APPROVED: R.ALEXANDER			
CHECKED: M.RUDKIN			
DRAWN: R.PORTLOCK			
CUSTOMER REF.:			
ASSEMBLY DRG:			

DIMENSION	MEASUREMENT
DIM 'A'	TOTAL No. OF CONTACTS - 2.00
DIM 'B'	TOTAL No. OF CONTACTS + 2.00
DIM 'C'	(TOTAL No. OF CONTACTS / 2) + 3.15 MAX
EXAMPLE PART No.:	
2 x 10 CONTACT CONNECTOR WITH 150mm OF 22AWG WIRE = M80-FC11005L0-0150F	
2 x 34 CONTACT CONNECTOR WITH 450mm OF 26AWG WIRE = M80-FC33405L0-0450F	

 www.harwin.com technical@harwin.com	THIS DRAWING AND ANY INFORMATION OR DESCRIPTIVE MATTER SET OUT HEREON ARE CONFIDENTIAL AND COPYRIGHT PROPERTY OF THE HARWIN GROUP AND MUST NOT BE DISCLOSED, LOANED, COPIED OR USED FOR MANUFACTURING, TENDERING OR FOR ANY OTHER PURPOSE WITHOUT THEIR WRITTEN PERMISSION.	TOLERANCES	MATERIAL:	TITLE:
		X. = ±1mm X.X = ±0.50mm X.XX = ±0.20mm X.XXX = ±0.01mm ANGLES = ±5° UNLESS STATED	SEE ABOVE	M80 L-TEK FEMALE-TO-FEMALE CABLE ASSEMBLY
			FINISH: SEE ABOVE	DRAWING NUMBER:
			S/AREA: mm ²	M80-FCXXX05L0-XXXXF