




Technical Data Sheet for NL1012T

Single-Stage Thermoelectric Module



NOMINAL PERFORMANCE IN NITROGEN

Hot Side Temperature (°C)	27	50
ΔT_{max} (°C):	61	68
Q _{max} (watts):	2.1	2.4
I _{max} (amps):	1.0	1.0
V _{max} (vdc):	3.7	4.2
AC Resistance (ohms):	3.24	--
Device ZT	0.77	--

PRODUCT FEATURES

- RoHS EU Compliant
- Rated operating temperature of 85°C
- Maximum process temperature is 120°C.
- Ceramic Material: Aluminum Oxide
- 01AC, -02AC: Metallized Exterior Surfaces are Au flash, suitable for soldering.
- -04AC: Height dimension includes metallization and excludes solder.

ORDERING OPTIONS

Model Number	Description
NL1012T-01AC	TEM, Top and Base Metallized Exterior
NL1012T-02AC	TEM, Base Metallized Exterior
NL1012T-03AC	TEM, No Metallized Exterior
NL1012T-04AC	TEM, Top and Base Pre-Tinned with 117°C Solder.

OPERATION CAUTIONS

For maximum reliability, storage and operation below 85°C in a non-condensing environment is recommended. To minimize thermal stress when operating in cooling mode, use linear/proportional temperature control or a similar method rather than an ON/OFF method.

INSTALLATION

Recommended mounting methods: Bonding with thermal epoxy or soldering with metallized ceramics. For additional information, please refer to our TEC Installation Guide.

II-VI Marlow – Dallas, TX USA
214-340-4900
877-627-5691
marlow.sales@ii-vi.com

Marlow Industries Europe
GmbH - Germany
+49 (0) 6150 5439 - 403
info@marlow-europe.eu

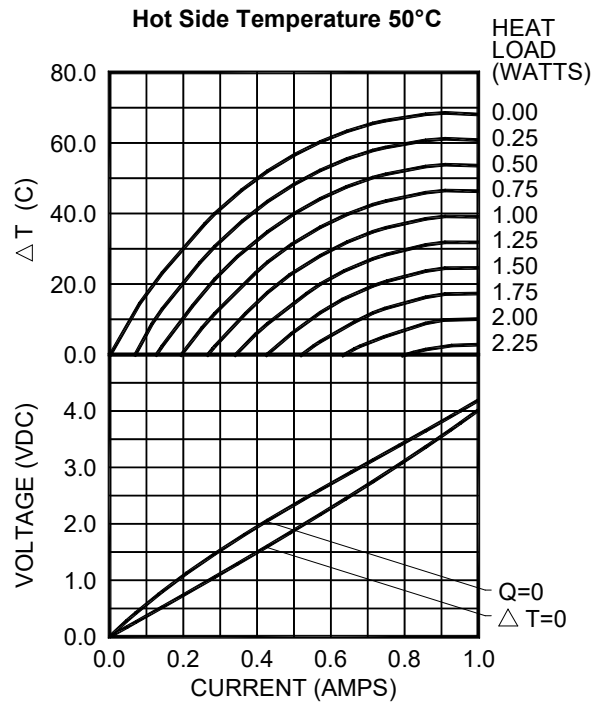
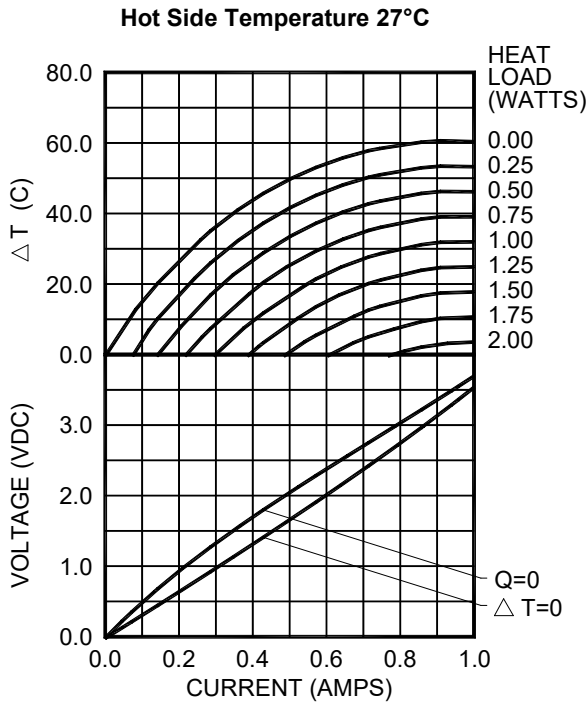
II-VI Japan Inc.
81 43 297 2693 (tel)
center@ii-vi.co.jp
www.ii-vi.co.jp

II-VI Singapore Pte., Ltd.
(65) 6481 8215 (tel)
info@ii-vi.com.sg

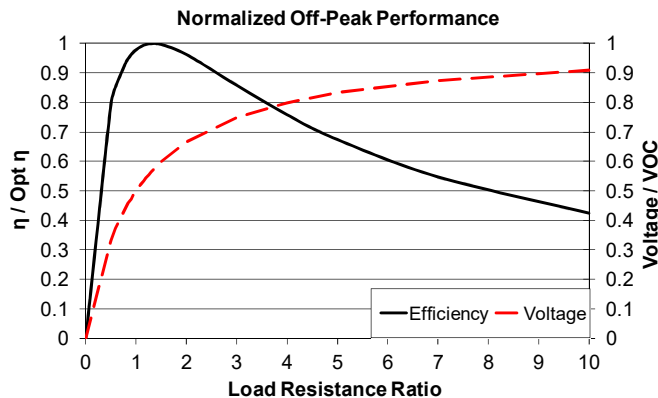
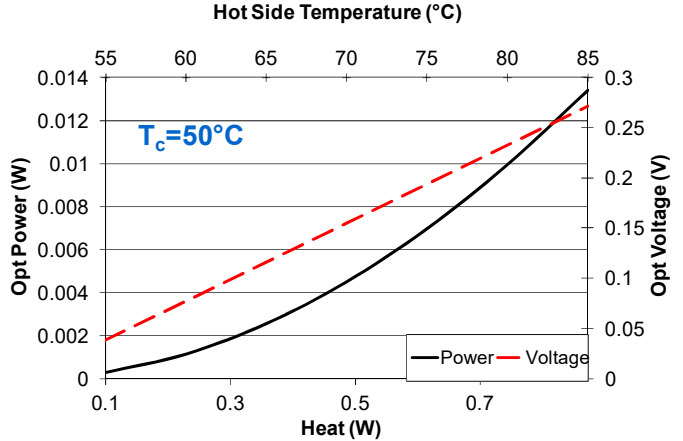
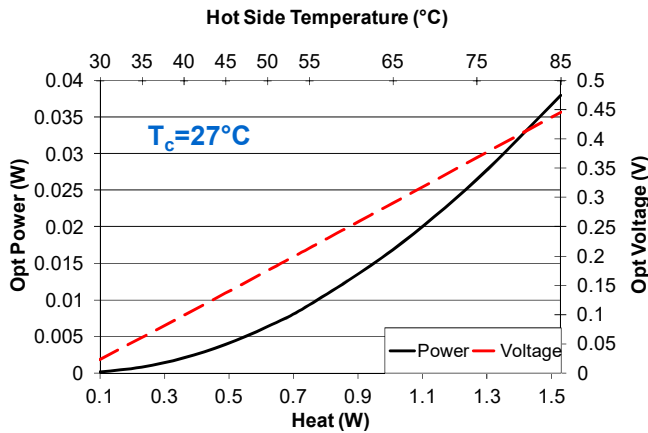
Marlow Industries China, II-VI
Technologies Beijing
86-10-643 98226
info@iivibj.com



ENVIRONMENT: ONE ATMOSPHERE DRY NITROGEN



POWER GENERATION PERFORMANCE CURVES

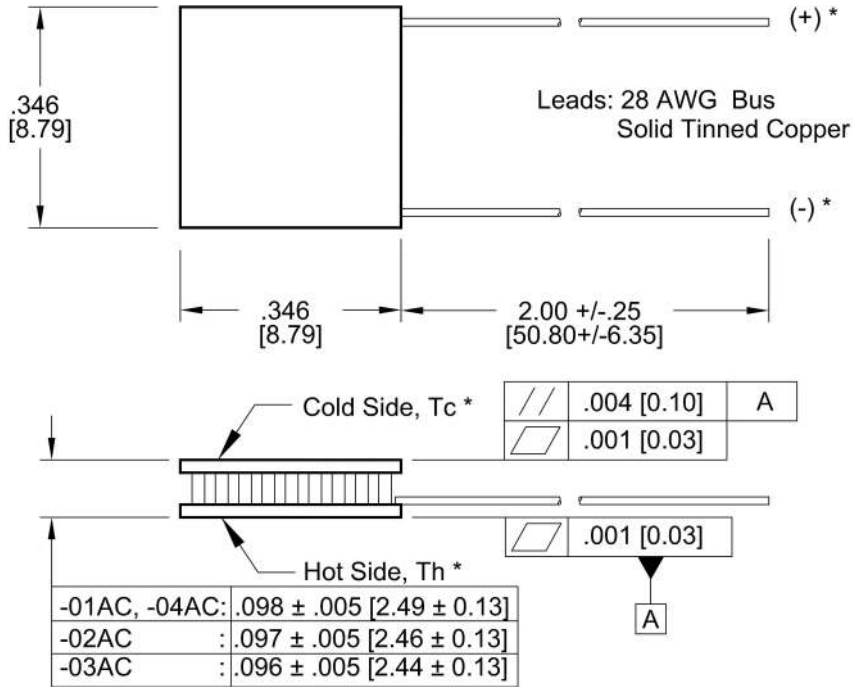


Hot Side Temperature (°C)	85	55	35
Cold Side Temperature (°C)	27	27	27
Optimum Efficiency, η (%)	2.52	1.28	0.37
Optimum Power (W)	0.038	0.009	0.001
Optimum Voltage (V)	0.446	0.213	0.060
Load Resistance for Opt η (Ω)	5.23	4.88	4.65
Open Circuit Voltage, VOC (V)	0.78	0.37	0.11
Short Circuit Current (A)	0.20	0.10	0.03
Thermal Resistance ($^\circ\text{C}/\text{W}$)	38.51	38.56	38.50

For performance information in a vacuum or with hot side temperatures other than 27°C or 50°C, contact one of our Applications Engineers at 877-627-5691.



MECHANICAL CHARACTERISTICS



Dimensions are in inches, and millimeters are in [].

*** NOTE: Cold Side, Hot Side, and Positive and Negative Leads are valid only for thermoelectric cooling. For power generation, refer to figure below.**

For customer support or general questions please contact a local office or visit our website at www.marlow.com. Marlow reserves the right to make product changes without notice.

Power Generation performance information is given in a nitrogen environment and cold side temperatures of 27°C and 50°C. Module temperature does not include thermal resistance of heat sinks. For performance information in vacuum, other cold side temperatures, or specific heat sinks, consult one of our applications engineers.

TYPICAL POWER GENERATION CONFIGURATION

EXAMPLE:

