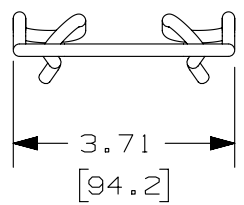


2

1


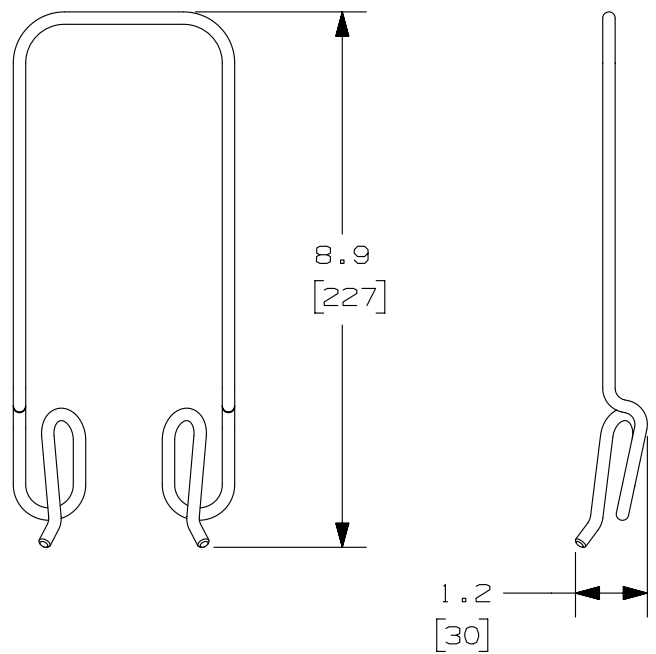
THIS COPY IS PROVIDED ON A RESTRICTED BASIS AND IS NOT TO BE USED IN ANY WAY DETRIMENTAL TO THE INTERESTS OF PANDUIT CORP.



PANDUIT PART NUMBER	WEIGHT
WGSW6**	.29 LBS (129.3 g)

NOTES:

- PANDUIT PART NUMBER WGSW6** INCLUDES:
A. ONE (1) WYR-GRID SIDE WALL 6"
- DIMENSIONS IN PARENTHESES ARE METRIC.
- SEE CATALOG FOR ADDITIONAL PART SUFFIXES TO INDICATE PART FINISH AND/OR PACKAGE QUANTITY.



B

B

A

A

						TITLE WYR-GRID SIDE WALL 6" (WGSW6**) CUSTOMER DRAWING						
						ITEM REVISION NAME 12D344BN/00		PANDUIT				
						DATASET FILE NAME 12D344BN-DC/00A WGSW6**						
						UNLESS OTHERWISE SPECIFIED, DIMENSIONAL TOLERANCES ARE: IN (mm)						
						.x ± .1 [2.5] .xxx ±		MATERIAL: STEEL				
						.xx ± .06 [1.5] ANGLES ± 5 °		DRAWING NUMBER: 12D344BN-DC				
R	02-24-14	SSP	DWR	RN	RELEASED TO PRODUCTION	12D344BN-DC						
REV	DATE	BY	CHK	APR	DESCRIPTION	ECN	DRAWN BY SSP	DATE 02-24-14	CHK DWR	SCALE NONE	SHT 1 OF 1	SIZE A

2

1