

Base strip - GMSTB 2,5/ 8-G - 1766071

Please be informed that the data shown in this PDF Document is generated from our Online Catalog. Please find the complete data in the user's documentation. Our General Terms of Use for Downloads are valid (<http://phoenixcontact.com/download>)

Header, Nominal current: 12 A, Rated voltage (III/2): 630 V, Number of positions: 8, Pitch: 7.5 mm, Color: green, Contact surface: Tin, Assembly: Soldering



The figure shows a 10-position version of the product

Product Features

- Versions with threaded flange and 7.62 mm pitch
- Plug-in direction parallel to the PCB
- Headers with angled solder pins for 630 V applications (III/2)



Key commercial data

Packing unit	1 pc
GTIN	 4 017918 032098
Weight per Piece (excluding packing)	4.64 GRM
Custom tariff number	85366990
Country of origin	Germany

Technical data

Dimensions

Length	12 mm
Pitch	7.5 mm
Dimension a	52.5 mm
Pin dimensions	1 x 1 mm
Hole diameter	1.4 mm

General

Range of articles	GMSTB 2,5/..-G
-------------------	----------------

Base strip - GMSTB 2,5/ 8-G - 1766071

Technical data

General

Insulating material group	I
Rated surge voltage (III/3)	6 kV
Rated surge voltage (III/2)	6 kV
Rated surge voltage (II/2)	6 kV
Rated voltage (III/3)	400 V
Rated voltage (III/2)	630 V
Rated voltage (II/2)	630 V
Connection in acc. with standard	EN-VDE
Nominal current I _N	12 A
Maximum load current	12 A
Insulating material	PA
Inflammability class according to UL 94	V0
Color	green
Number of positions	8

Classifications

eCl@ss

eCl@ss 4.0	272607xx
eCl@ss 4.1	27260701
eCl@ss 5.0	27260701
eCl@ss 5.1	27260701
eCl@ss 6.0	27260704
eCl@ss 7.0	27440402
eCl@ss 8.0	27440402

ETIM

ETIM 3.0	EC001121
ETIM 4.0	EC002637
ETIM 5.0	EC002637

UNSPSC

UNSPSC 6.01	30211810
UNSPSC 7.0901	39121409
UNSPSC 11	39121409
UNSPSC 12.01	39121409
UNSPSC 13.2	39121409

Base strip - GMSTB 2,5/ 8-G - 1766071

Approvals

Approvals


Approvals


CSA / UL Recognized / VDE Gutachten mit Fertigungsüberwachung / cUL Recognized / GOST / IECCEB Scheme / CCA / cULus Recognized


Ex Approvals

Approvals submitted

Approval details

CSA 		
	B	D
Nominal current IN	10 A	10 A
Nominal voltage UN	300 V	300 V

UL Recognized 		
	B	D
Nominal current IN	15 A	10 A
Nominal voltage UN	300 V	300 V

VDE Gutachten mit Fertigungsüberwachung 	
Nominal current IN	12 A
Nominal voltage UN	400 V

Base strip - GMSTB 2,5/ 8-G - 1766071

Approvals

cUL Recognized

	B	D
Nominal current I_N	15 A	10 A
Nominal voltage U_N	300 V	300 V

GOST

IECEE CB Scheme

Nominal current I_N	12 A
Nominal voltage U_N	400 V

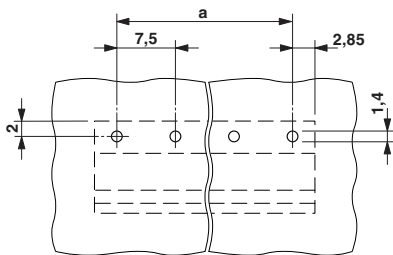
CCA

Nominal current I_N	12 A
Nominal voltage U_N	400 V

cULus Recognized

Drawings

Drilling diagram



Dimensioned drawing

