THIS DRAWING IS UNPUBLISHED. RELEASED FOR PUBLICATION ,19 .
(C) COPYRIGHT 19 BY AMP INCORPORATED. ALL RIGHTS RESERVED.

LOC	DIST
CM	53

REVISIONS

P	LTR	DESCRIPTION	DATE	DWN	APVD
	K	REV & REDWN PER EC OL30-0287-97	2-11-98	KW	RS

1. RECOMMENDED PANEL THICKNESS 2.29 MAX.
2. MARKING FOR UL AND CSA LOGOS LOCATED ON THIS SURFACE.

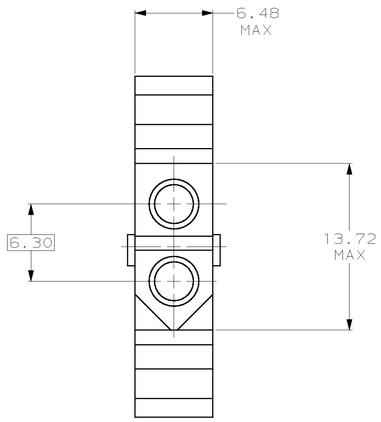

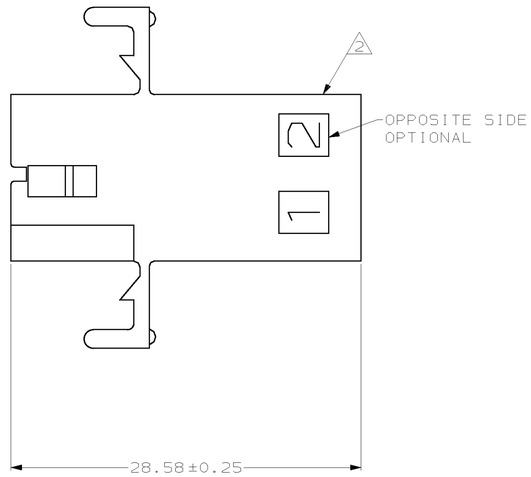

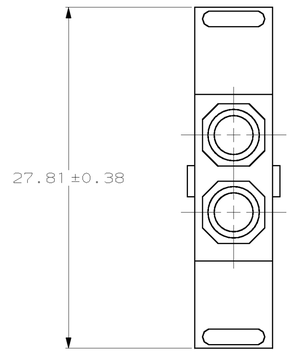

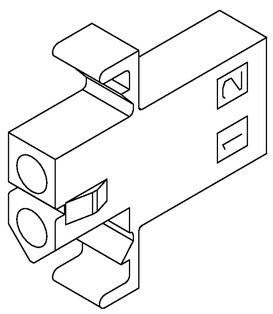

3-DIMENSIONAL MODEL
NTS

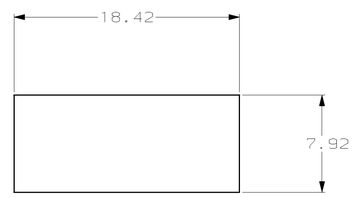

RECOMMENDED PANEL CUT OUT

28.58	1.125
27.81	1.095
18.42	.725
13.72	.540
7.92	.312
6.48	.255
6.30	.248
2.36	.093
2.29	.090
0.38	.015
0.25	.010
0.13	.005
MM	IN

CONVERSION TABLE

METRIC

THIS DRAWING IS A CONTROLLED DOCUMENT.

DIMENSIONS: mm

TOLERANCES UNLESS OTHERWISE SPECIFIED.
0 PLC ±-
1 PLC ±-
2 PLC ±0.13
3 PLC ±-
4 PLC ±-
ANGLES ±-

MATERIAL: NYLON, UL 94V-2, NATURAL
FINISH: –

DWN K. WHITAKER 2-11-98
CHK D. SWING 2-11-98
APVD K. COBLE 2-11-98
NAME
PRODUCT SPEC –
APPLICATION SPEC –
WEIGHT –
CUSTOMER DRAWING

AMP Incorporated
Harrisburg, PA 17105-3608

RECEPTACLE, 2 CIRCUIT, .093 PIN AND SOCKET

SIZE	CAGE CODE	DRAWING NO	RESTRICTED TO
A1	00779	C- 770066	–

SCALE 4:1 SHEET 1 OF 1 REV K

770066-1
PART NUMBER