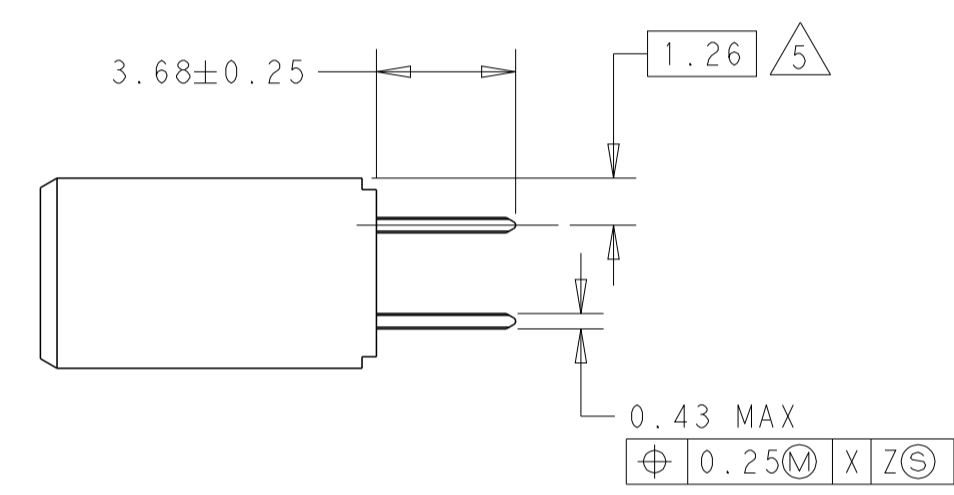
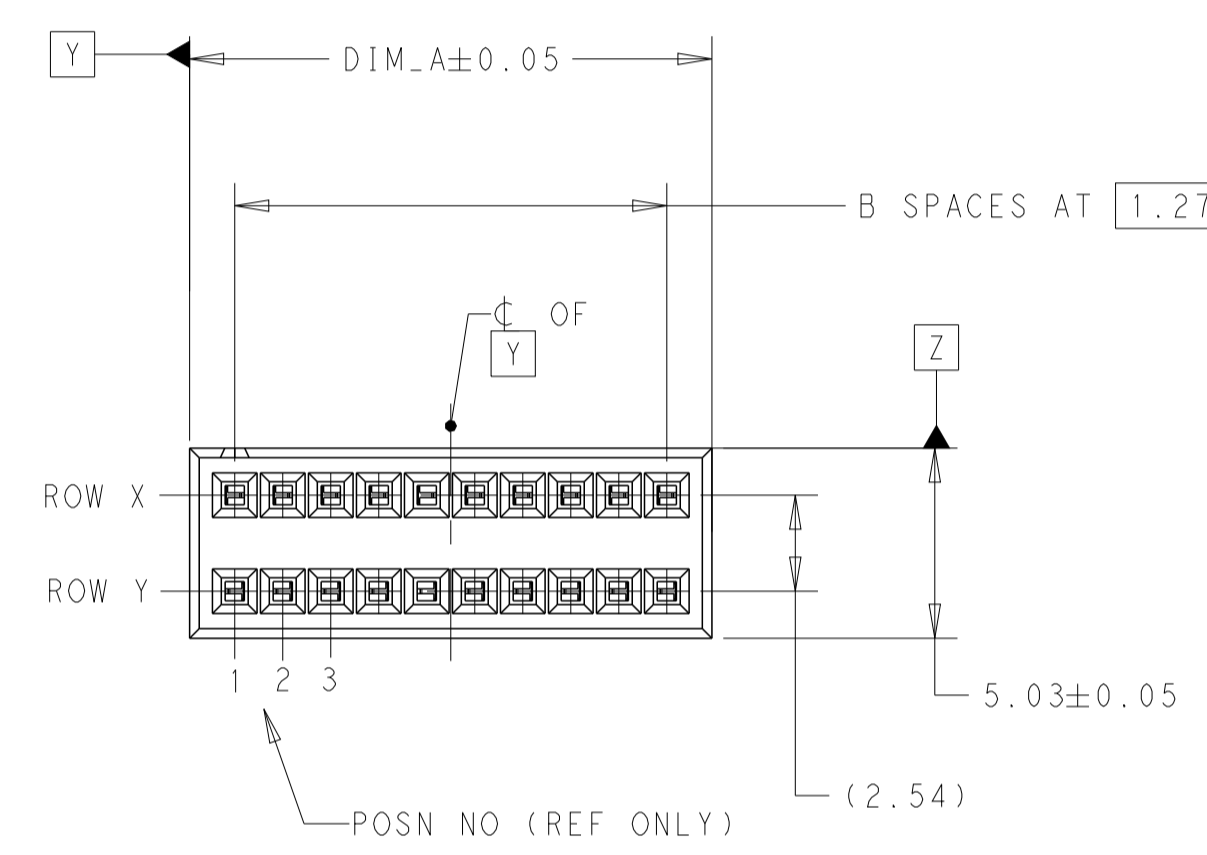
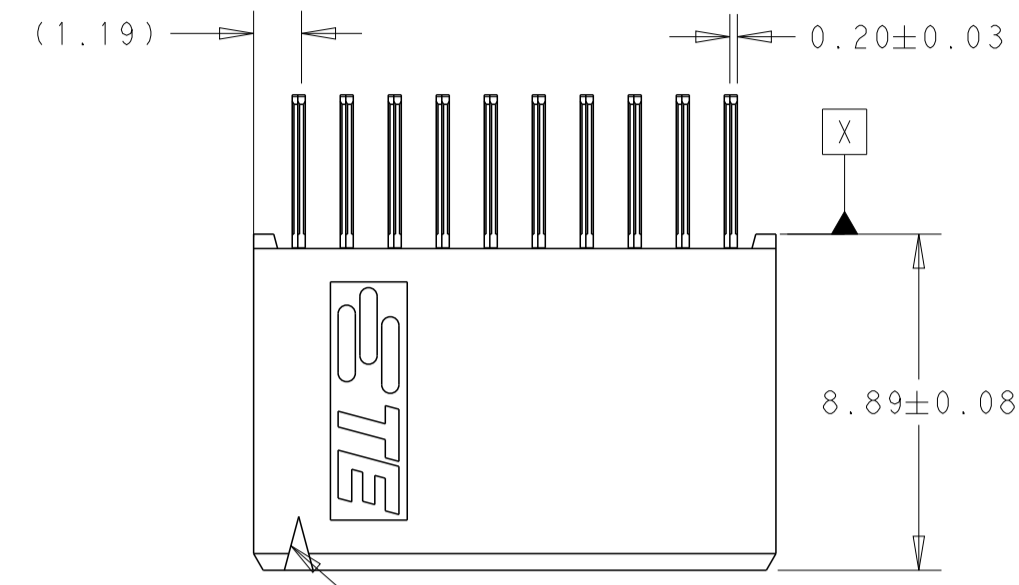
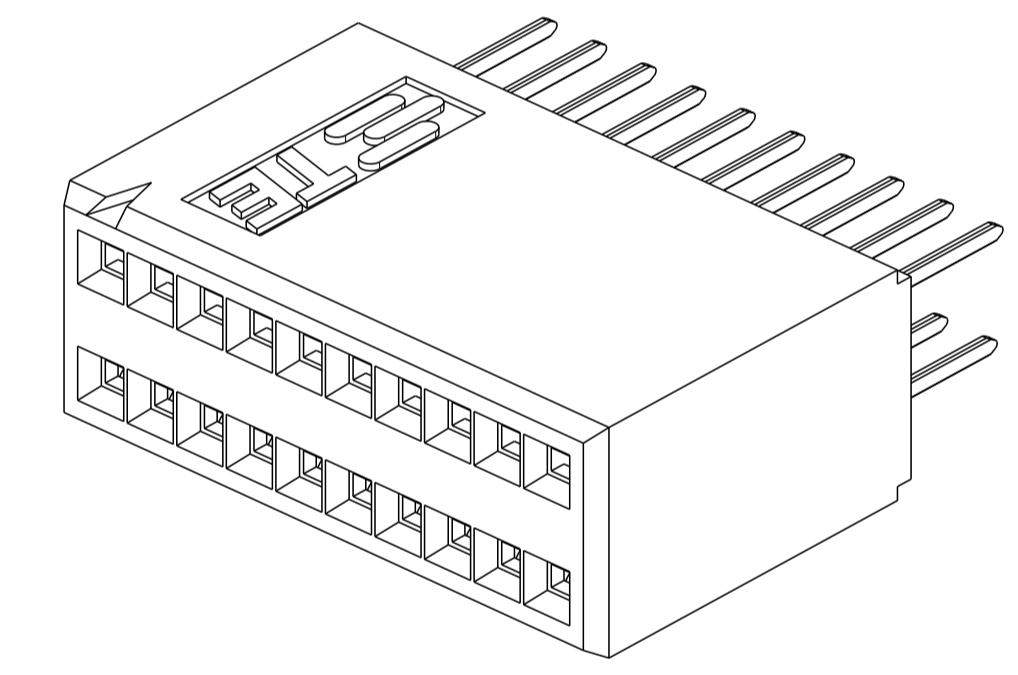


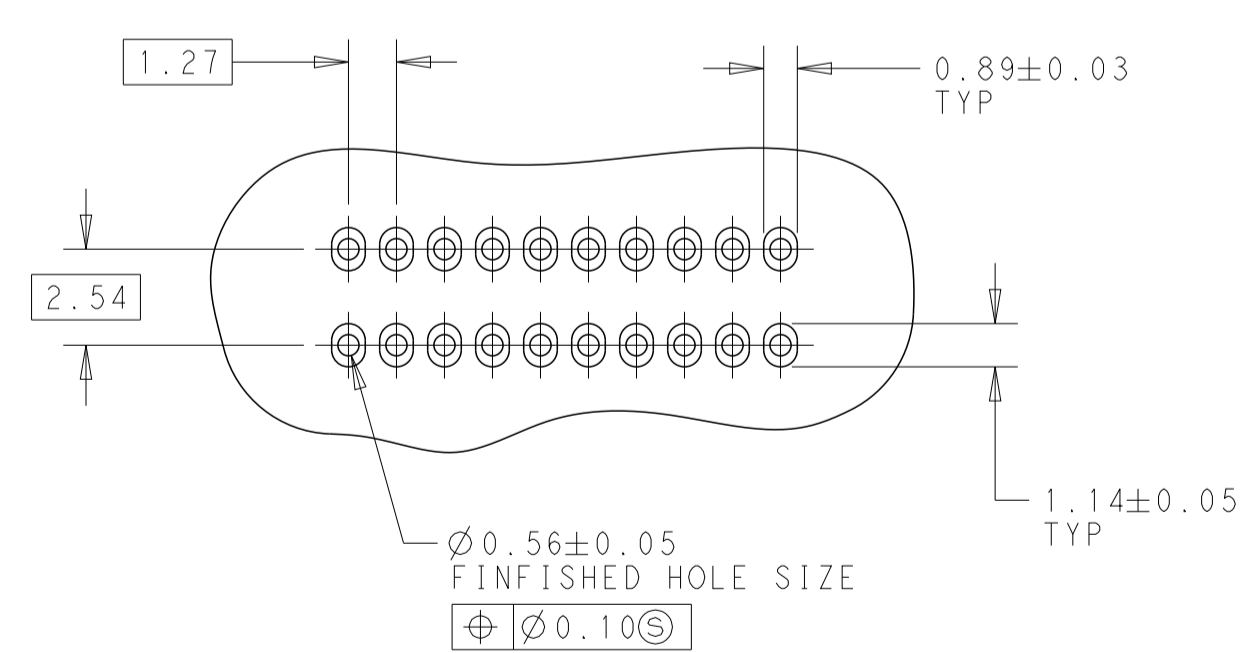
REVISIONS				
P	LTN	DESCRIPTION	DATE	APVD
P		REDRAWN/REVISED PER ECO-17-001757	10NOV2017	GR JO



- △ CONTACT AREAS PLATED WITH 0.76µm GOLD, SOLDER TAILS PLATED WITH 3.81µm TIN-LEAD, ALL OVER 1.27µm NICKEL
- 2 NOTE DELETED.
- △ MATERIAL: HOUSING- LCP, COLOR-BLACK CONTACT- COPPER ALLOY
- 4 NOTE DELETED.
- △ THE NOTED DIMENSIONS APPLY AT THE INTERSECTION OF POST AND HOUSING
- 6 NOTE DELETED.
- △ CONTACT AREA PLATED WITH 0.76µm GOLD, SOLDER TAILS PLATED WITH 3.81µm TIN, ALL OVER 1.27µm NICKEL.
- 8 NOTE DELETED.
- △ FINISH: 0.03µm MIN GOLD ON GOLD PLATED AREA, 3.81µm MATTE IN TIN-LEAD ON TIN PLATED AREA. UNDER PLATING: 1.27µm NICKEL ON ENTIRE CONTACT
- △ FINISH: 0.03µm MIN GOLD ON GOLD PLATED AREA, 3.81µm MATTE IN TIN ON TIN PLATED AREA. UNDER PLATING: 1.27µm NICKEL ON ENTIRE CONTACT
- 11 NOTE DELETED.
- 12 NOTE DELETED.
- 13 NOTE DELETED.



SCALE 7:1



RECOMMENDED HOLE PATTERN



BASIC DIMENSIONS FOR EVEN NO OF SPACES (SEE TABLE)

BASIC DIMENSIONS FOR ODD NO OF SPACES (SEE TABLE)

△10	24	32.87	50	7-104744-7
	19	26.52	40	7-104744-6
	49	64.62	100	7-104744-5
	39	51.92	80	7-104744-4
	4	7.47	10	7-104744-3
△11	14	20.17	30	7-104744-2
	9	13.82	20	7-104744-1
	24	32.87	50	5-104744-7
	19	26.52	40	5-104744-6
	49	64.62	100	5-104744-5
△12	39	51.92	80	5-104744-4
	4	7.47	10	5-104744-3
	14	20.17	30	5-104744-2
	9	13.82	20	5-104744-1
	FINISH	B SPACES	DIM_A	NO OF POSN

△9	24	32.87	50	2-104744-7
	19	26.52	40	2-104744-6
	49	64.62	100	2-104744-5
	39	51.92	80	2-104744-4
	4	7.47	10	2-104744-3
△10	14	20.17	30	2-104744-2
	9	13.82	20	2-104744-1
	24	32.87	50	104744-7
	19	26.52	40	104744-6
	49	64.62	100	104744-5
△11	39	51.92	80	104744-4
	4	7.47	10	104744-3
	14	20.17	30	104744-2
	9	13.82	20	104744-1
	FINISH	B SPACES	DIM_A	NO OF POSN

THIS DRAWING IS A CONTROLLED DOCUMENT. DIMENSIONS: mm. TOLERANCES UNLESS OTHERWISE SPECIFIED: 0 PLC ±, 1 PLC ±0.3, 2 PLC ±0.13, 3 PLC ±, 4 PLC ±, ANGLES ±, FINISH ±. MATERIAL: TBD. CUSTOMER DRAWING. SCALE: 5:1. SHEET 1 OF 1. REV P.

APVD: G. RAMESH, J. OLSON, J. OLSON. DATE: 10NOV2017. NAME: RECEPTACLE ASSEMBLY, VERTICAL, DOUBLE ROW, AMPMODU System 50. SIZE: A100779. CAGE CODE: 104744. DRAWING NO: 104744. RESTRICTED TO: -.

STE TE Connectivity