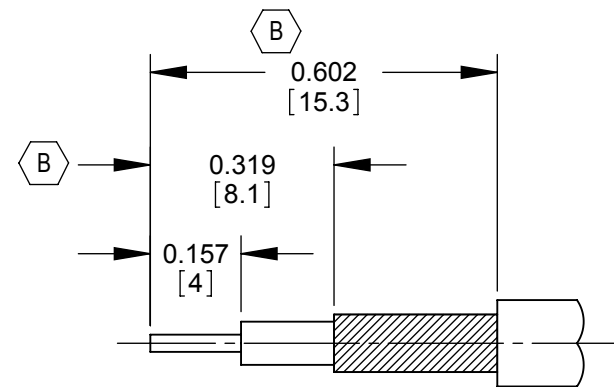
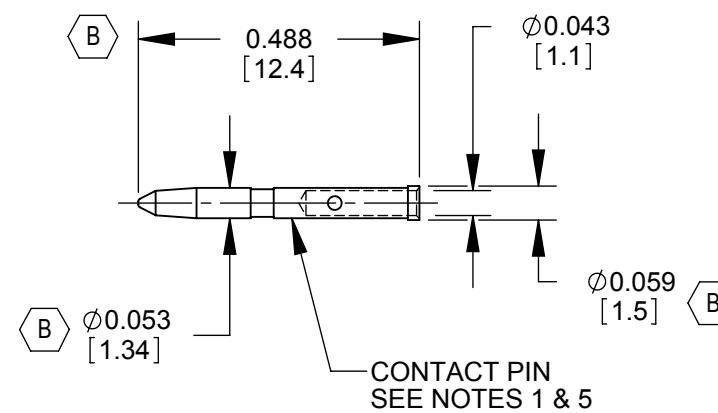


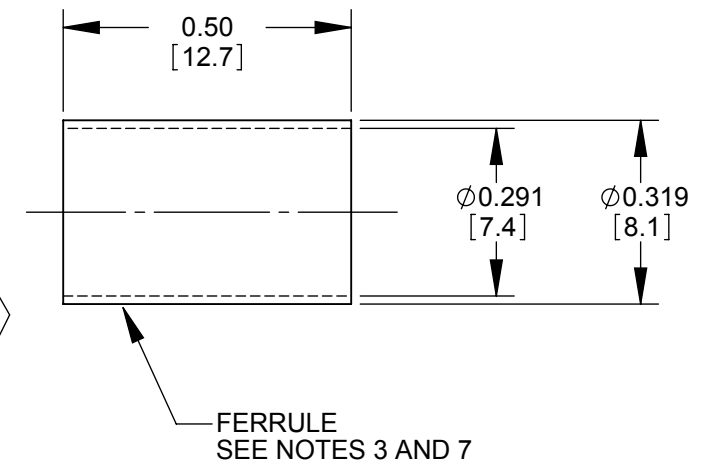
ALTERNATE KNURL DESIGN



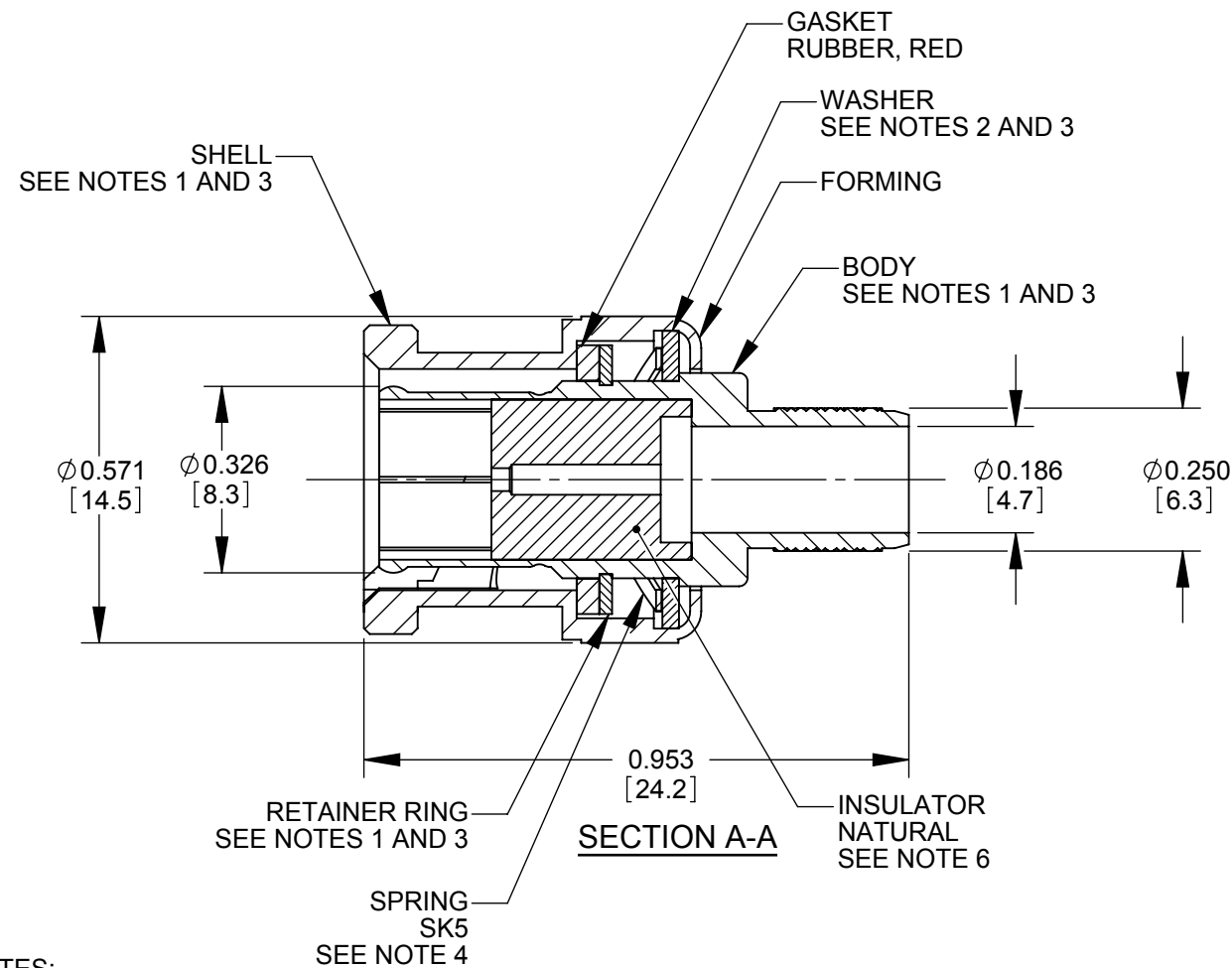
RECOMMENDED CABLE STRIPPING DIMENSIONS  
SWITCHCRAFT STRIPPING TOOL #PTS1



CONTACT PIN  
SEE NOTES 1 & 5



FERRULE  
SEE NOTES 3 AND 7



SECTION A-A

NOTES:

FINISH (PLATING THICKNESS IN MICRO-INCHES)

1. BRASS PER QQ-B-626
2. BRASS PER QQ-B-613
3. NICKEL PLATING 100 MIN THICK OVER COPPER STRIKE.
4. NICKEL PLATING 200 MIN THICK OVER COPPER STRIKE.
5. GOLD PLATING 50 MIN THICK OVER NICKEL PLATING 100 MIN THICK OVER COPPER STRIKE.
6. TEFLON MIL-P-19468
7. JIS H 3250, C 2600
8. CRIMPED FERRULE HEX CRIMP SIZE 0.278.
9. CRIMPED CONTACT PIN SQUARE CRIMP SIZE 0.042 OR HEX CRIMP SIZE 0.041.
10. ALL DIMENSIONS ARE FOR REFERENCE ONLY.
11. THIS PRODUCT IS RoHS COMPLIANT.

CUSTOMER DRAWING

REV	ECO NUMBER	DATE	BY	APVD
B	26364	3-31-09	RS	TJK
A	26142	3-12-09	RF	TJK
REVISIONS				

★ STAR SYMBOL DENOTES CRITICAL DIMENSION

UNLESS OTHERWISE SPECIFIED

1. ALL DIMENSIONS IN INCHES  
- TWO PLACE DECIMALS ±0.01  
- THREE PLACE DECIMALS ±0.005  
- ANGLES ±1°  
- ALL DIA. CONCENTRIC WITHIN 0.005 T.I.R.
2. FEATURES ON THE SAME CENTERLINE MUST BE ALIGNED WITHIN ±0.002
3. REMOVE ALL BURRS

DO NOT SCALE DRAWING

THIS DRAWING DESCRIBES A DESIGN CONSIDERED PROPRIETARY IN NATURE, DEVELOPED AND MANUFACTURED BY SWITCHCRAFT INC. AND IS RELEASED ON A CONFIDENTIAL BASIS FOR IDENTIFICATION PURPOSES ONLY.									
SIZE	WIDTH	MULT	LBS/M	TEMPER					
FINISH					MATERIAL				
SPEC No.					SPEC No.				
FIRST USED ON					SCALE 3:1				
DATE DRAWN	BY	CHKD	APVD	Switchcraft®					
10-31-06	RF	RF	TJK	SHEET 1 OF 1					
NAME				PART No.			REV		
75 OHM BNC CONNECTOR 1694A CABLE, RoHS				HP75BNC7X			B		