


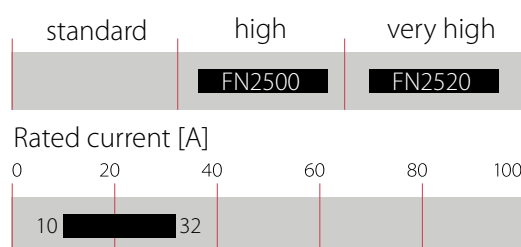
# Low Profile - High performance, EMC/EMI filter



- Excellent EMC filter for robotics, datacenters and a variety of other applications
- Available terminals: Fast-on, wire leads, bolt and clamps
- Voltage rating up to 277 VAC / 400 VDC
- Fits within 1 height unit (HU) of a 19" rack application
- 50°C operating temperature
- 2-stage filter performance



### Performance indicators



### Approvals & Compliances



### Features and Benefits

- FN2520 series fits perfectly within 1HU height for rack mount applications
- The filters are built to perform perfectly in datacenter and audio video equipment
- The shape allows convenient and space-saving installation
- Fulfills the requirements in IEC/EN 62040-1 - Uninterruptible power systems (UPS)
- Fulfills the requirements in IEC 62368-1 - Audio/Video, Information and Communication Technology Equipment
- Fulfills the requirements in IEC/EN 60335-1 - Household and similar appliances

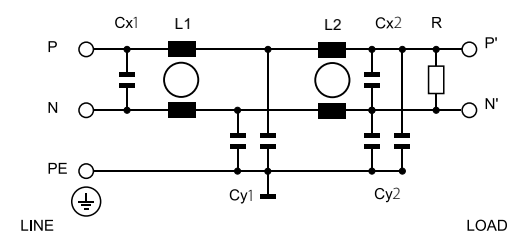
### Typical Applications

- Datacenter (at 400 VDC)
- Building technology with DC power distribution
- Robotics, collaborative robots, autonomous machines
- Audio and video equipment
- UPS - Uninterruptible power supplies

## Technical Specifications





<b>Rated operating voltage</b>	277 VAC / 400 VDC (CQC: 250 VAC / 250 VDC)
<b>Operating frequency</b>	DC to 60 Hz
<b>Rated currents</b>	10 to 32 A @ 50°C
<b>Overload capability</b>	1.5 x rated current for 1 minute once per hour
<b>Cooling</b>	Natural cooling AN
<b>Climatic category</b>	FN2500: 40/100/21 acc. IEC60068-1
<b>Flammability corresponding to</b>	Plastic material: UL 94 V0 Laces for -07 version: UL 94 VW1
<b>Surge withstand</b>	2 kV Ph-Ph / 4 kV Ph-PE (Level 4)
<b>High potential test voltage</b>	P(DC+) → N(DC-) 1500 VDC for 2 sec* P(DC+)/N(DC-) → PE 2500 VDC for 2 sec*
<b>Altitude</b>	Derating above 2000 m
<b>Certified to</b>	UL/IEC 60939-3, CSA 22.2 No. 8-13, GB/T 15287
<b>MTBF</b>	> 300,000 h
<b>Protection category</b>	IP00 / IP20 for -103 terminals
<b>Pollution degree</b>	2 acc. IEC 60664-1
<b>Vibration and shock</b>	3M12 acc. IEC 60721-3-3
<b>Overtoltage category</b>	II acc. IEC 60664-1
<b>Temperature range (operation and storage)</b>	FN2500: -40°C to +100°C (with derating >50°C) FN2520: -40°C to +85°C (with derating >50°C)

### Typical electrical schematic



\* High potential test voltage: Repetition with max. 80% of specified values

### Filter Selection Table

Filter	Rated current	Leakage current*	Power loss	Inductance**		Capacitance**				Resistance**	Connections***				Weight max****
	@ 50°C (@ 40°C)	@ 277 VAC/50 Hz  (@ 120 VAC/60 Hz)	@ 25°C	L1	L2	Cx1	Cx2	Cy1	Cy2	R	line side/load side				
	[A]	[mA]	[W]	[mH]	[mH]	[μF]	[μF]	[nF]	[nF]	[kΩ]					[kg]
<b>Two-stage</b>															
<b>FN2520-10-yy-C1111</b>	10 (11)	0.82 (0.43)	8.0	8.3	8.3	1	0.47	4.7	4.7	680	-05	-07	-08	-103	0.4
<b>FN2520-15-yy-C1111</b>	15 (17)	0.82 (0.43)	9.0	4.0	4.0	1	0.47	4.7	4.7	680	-05	-07	-08	-103	0.4
<b>FN2520-20-yy-C1111</b>	20 (22)	0.82 (0.43)	8.4	2.4	2.4	1	0.47	4.7	4.7	680	-05	-07	-08	-103	0.5
<b>FN2520-25-yy-C1111</b>	25 (27)	0.82 (0.43)	11.0	1.5	1.5	1	0.47	4.7	4.7	680	n.a	-07	-08	-103	0.5
<b>FN2520-32-yy-C1111</b>	32 (35)	0.82 (0.43)	13.2	0.9	0.9	1	0.47	4.7	4.7	680	n.a	-07	-08	-103	0.4

\* Maximum leakage current under normal operating conditions. Note: if the neutral line is interrupted, worst case leakage current could reach twice this level.

\*\* Tolerances apply: Inductance: -30/+50%, Capacitance: ±20%, Resistance: ±10%.

\*\*\* Standard parts have same input and output connections. For combinations, please contact your sales representative.

\*\*\*\* Weight depending on choice of connectors.

**Product selector**

**FN2520-xx-yy-C1111**

**yy – Line / load terminal types**

05: fast-on 6.3 x 0.8 mm (up to 20 A only)

07: wire leads

08: M4 screw

103: push-in terminal

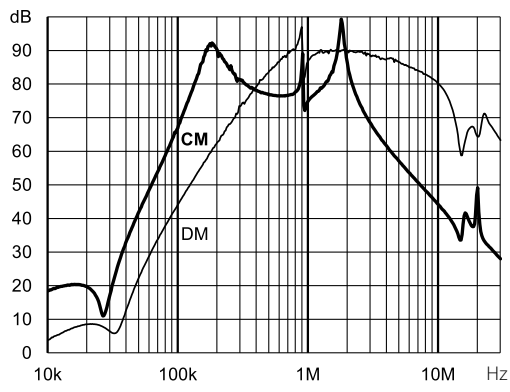
**xx – Rated current**

10-32: 10 A – 32 A

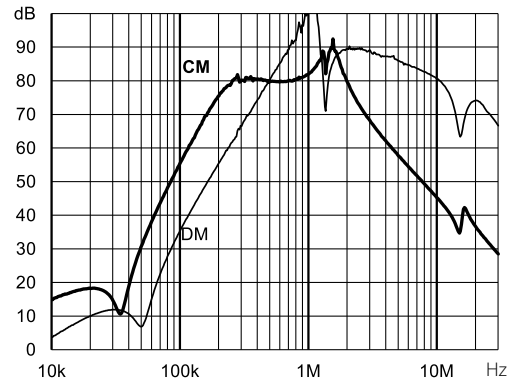
### Typical Filter Attenuation

Per CISPR 17: symmetrical 50 Ω/50 Ω -> Differential Mode (DM); asymmetrical 50 Ω/50 Ω -> Common Mode (CM)

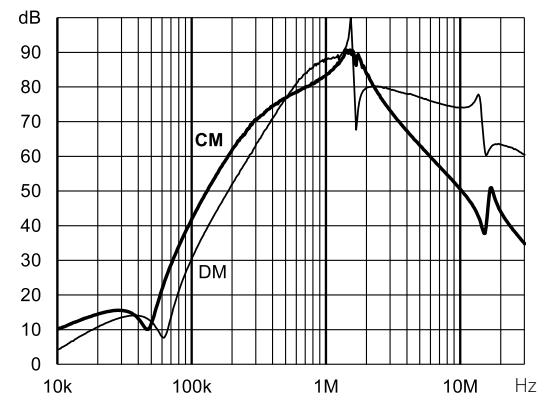
FN2520 - Two-stage filter



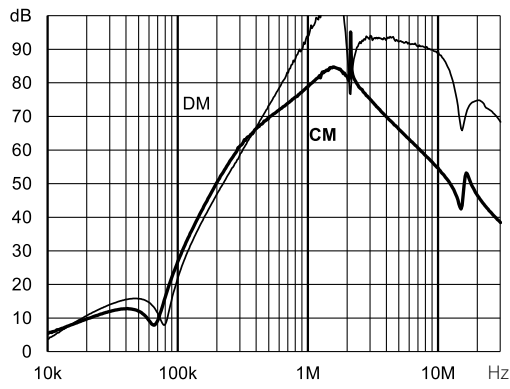
FN2520-10-yy-C1111



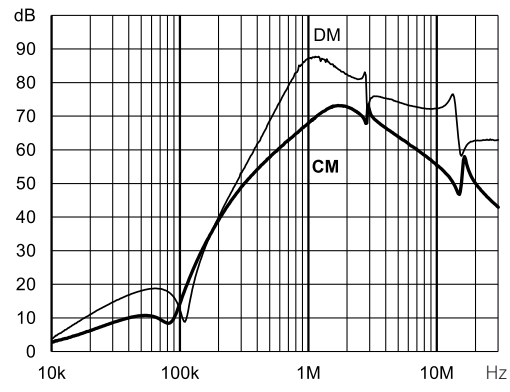
FN2520-15-yy-C1111



FN2520-20-yy-C1111



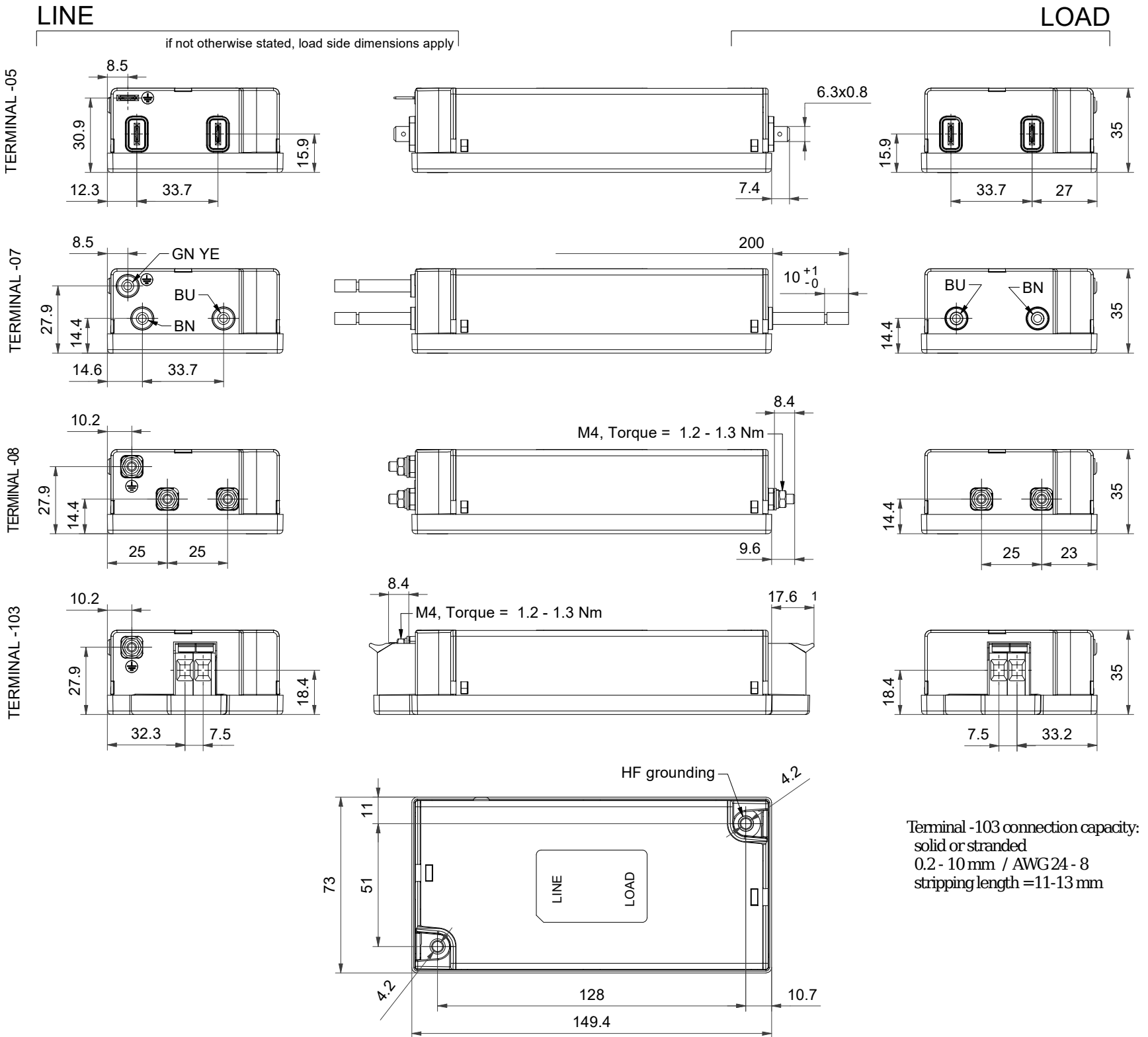
FN2520-25-yy-C1111



FN2520-32-yy-C1111

### Dimensions FN2520 - 10 A To 32 A - Two-stage Filter

For dimensions [mm] without tolerances: ISO2768-cL/EN22768-cL applies



Terminal -103 connection capacity:  
 solid or stranded  
 0.2 - 10 mm / AWG 24 - 8  
 stripping length = 11-13 mm

## Headquarters, Global Innovation and Development

### Switzerland

#### Schaffner Group

Industrie Nord  
Nordstrasse 11e  
4542  
Luterbach  
+41 32 681 66 26  
[info@schaffner.com](mailto:info@schaffner.com)

## Sales and Application Centers

### China

#### Schaffner EMC Ltd. Shanghai

T20-3 C No 565 Chuangye Road Pudong district  
201201  
Shanghai  
+86 2138139500  
[cschina@schaffner.com](mailto:cschina@schaffner.com)

### Finland

#### Schaffner Oy

Sauvonrinne 19 H  
8500  
Lohja  
+358 50 468 7284  
[finlandsales@schaffner.com](mailto:finlandsales@schaffner.com)

### France

#### Schaffner EMC S.A.S.

16-20 Rue Louis Rameau  
95875  
Bezons  
+33 1 34 34 30 60  
[francesales@schaffner.com](mailto:francesales@schaffner.com)

### Germany

#### Schaffner Deutschland GmbH

Schoemperlenstrasse 12B  
76185  
Karlsruhe  
+49 721 56910  
[germanysales@schaffner.com](mailto:germanysales@schaffner.com)

### India

#### Schaffner India Pvt. Ltd

Regus World Trade Centre  
WTC 22nd Floor Unit No 2238 Brigade  
Gateway Campus 26/1 Dr. Rajkumar Road  
Malleshwaram (W)  
560055  
Bangalore  
+91 8067935355  
[indiasales@schaffner.com](mailto:indiasales@schaffner.com)

### Italy

#### Schaffner EMC S.r.l.

Via Ticino, 30  
20900  
Monza (MB)  
+39 039 21 41 070  
[italysales@schaffner.com](mailto:italysales@schaffner.com)

### Japan

#### Schaffner EMC K.K.

ISM Sangenjaya 7F  
1-32-12 Kamiyama Setagaya-ku  
154-0011  
Tokyo  
+81 3 5712 3650  
[japansales@schaffner.com](mailto:japansales@schaffner.com)

### Singapore

#### Schaffner EMC Pte Ltd.

Blk 3015A Ubi Road 1 #05-09 Kampong Ubi  
Industrial Estate  
408705  
Singapore  
+65 63773283  
[singaporesales@schaffner.com](mailto:singaporesales@schaffner.com)

### Spain

#### Schaffner EMC España

Calle Caléndula 93 Miniparc III Edificio E El  
Soto de Moraleja Alcobendas  
28109  
Madrid  
+34 917 912 900  
[spainsales@schaffner.com](mailto:spainsales@schaffner.com)

### Sweden

#### Schaffner EMC AB

Östermalmstrorg 1  
114 42  
Stockholm  
+46 8 5050 2425  
[swedensales@schaffner.com](mailto:swedensales@schaffner.com)

### Switzerland

#### Schaffner EMV AG

Industrie Nord  
Nordstrasse 11e  
4542  
Luterbach  
+41 32 681 66 26  
[switzerlandsales@schaffner.com](mailto:switzerlandsales@schaffner.com)

### Taiwan

#### Schaffner EMV Ltd.

U-Town  
20 Floor-2 No 97 Section 1 XinTai 5th Road  
XiZhi District  
22175  
New Taipei City  
+886 226975500  
[taiwansales@schaffner.com](mailto:taiwansales@schaffner.com)

### Thailand

#### Schaffner EMC Co. Ltd.

Sathorn Square Tower  
Room 3780 37FL 98 North-Sathorn Rd Silom  
Bangrak  
10500  
Bangkok  
+66 621056397  
[thailandsales@schaffner.com](mailto:thailandsales@schaffner.com)

### United Kingdom

#### Schaffner Ltd.

Suite 1 Oakmede Place  
Terrace Road  
RG42 4JF  
Binfield  
+44 118 9770070  
[uksales@schaffner.com](mailto:uksales@schaffner.com)

### United States

#### Schaffner EMC Inc.

52 Mayfield Avenue  
Edison, New Jersey  
+1 732 225 9533  
[usasales@schaffner.com](mailto:usasales@schaffner.com)

To find your local partner within Schaffner's global network [schaffner.com](http://schaffner.com)

© 2022 Schaffner Group

The content of this document has been carefully checked and understood. However, neither Schaffner nor its subsidiaries assume any liability whatsoever for any errors or inaccuracies of this document and the consequences thereof. Published specifications are subject to change without notice. Product suitability for any area of application must ultimately be determined by the customer. In all cases, products must never be operated outside their published specifications. Schaffner does not guarantee the availability of all published products. This disclaimer shall be governed by substantive Swiss law and resulting disputes shall be settled by the courts at the place of business of Schaffner Holding AG. Latest publications and a complete disclaimer can be downloaded from the Schaffner website. All trademarks recognized.