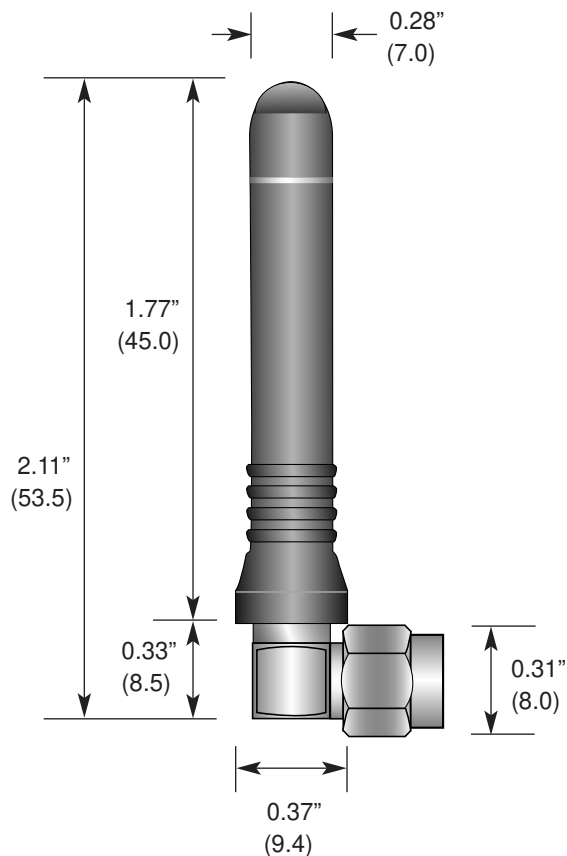


Product Dimensions



Description



The RCS Series is ideally suited for products requiring an attractive yet compact antenna in a right-angle form factor. The 1/4-wave antenna features a Part 15-compliant RP-SMA connection which mates with all Linx PCB and chassis RP-SMA connectors. An SMA connector is available as well.

Features

- Reduced height helical whip
 - Very low VSWR
 - Excellent performance
 - Omni-directional pattern
 - Weatherized, rugged & damage-resistant
 - Multi-step base for mounting flexibility
 - Part 15 compliant RP-SMA or SMA connector
 - Available in black or custom colors
 - Use with plastic* or metal enclosures
- * Requires proximity ground plane

Electrical Specifications

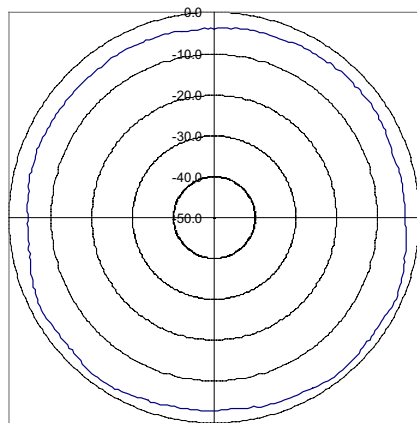
- Center Freq. 2.45GHz
- Bandwidth 50MHz
- Wavelength 1/4-wave
- VSWR <1.9 typ. at center
- Impedance 50 ohms
- Gain -1.20dBi
- Connector RP-SMA or SMA

Electrical specifications and plots measured on 4.00" x 4.00" reference ground plane

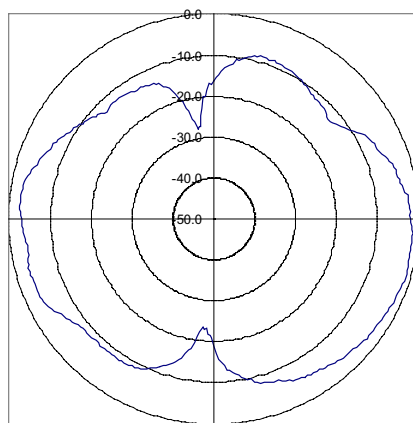
Ordering Information

- ANT-2.4-CW-RCS
- ANT-2.4-CW-RCS-SMA

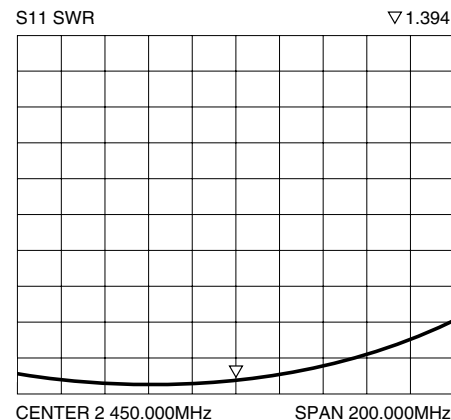
Polar Plots and VSWR Graph



Azimuth



Elevation



Typical VSWR