

THIS DRAWING IS UNPUBLISHED.

RELEASED FOR PUBLICATION

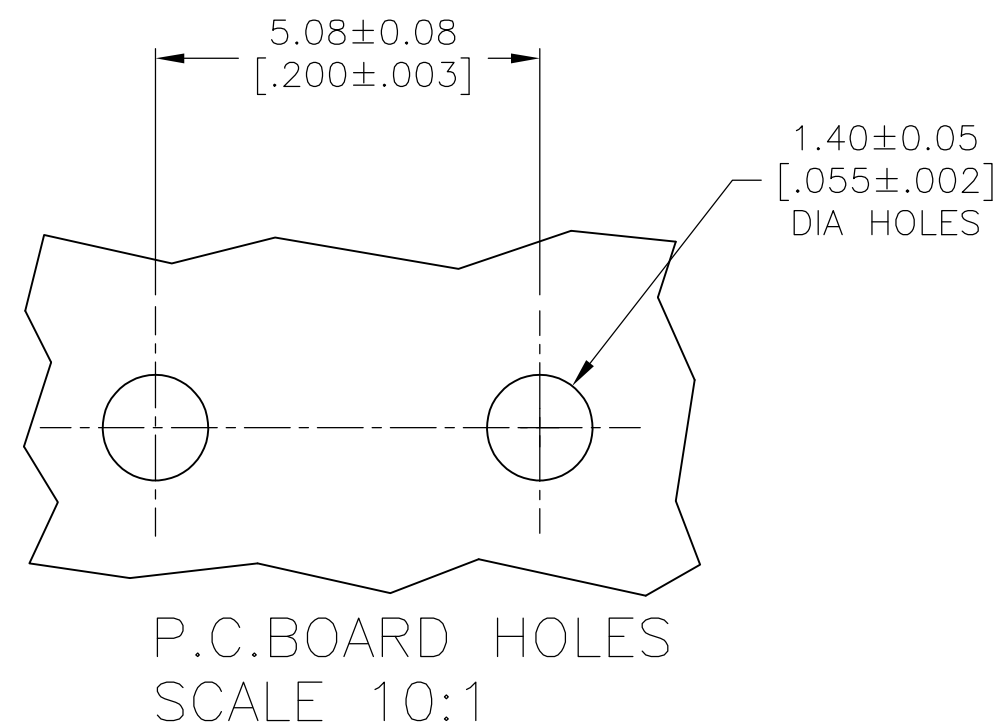
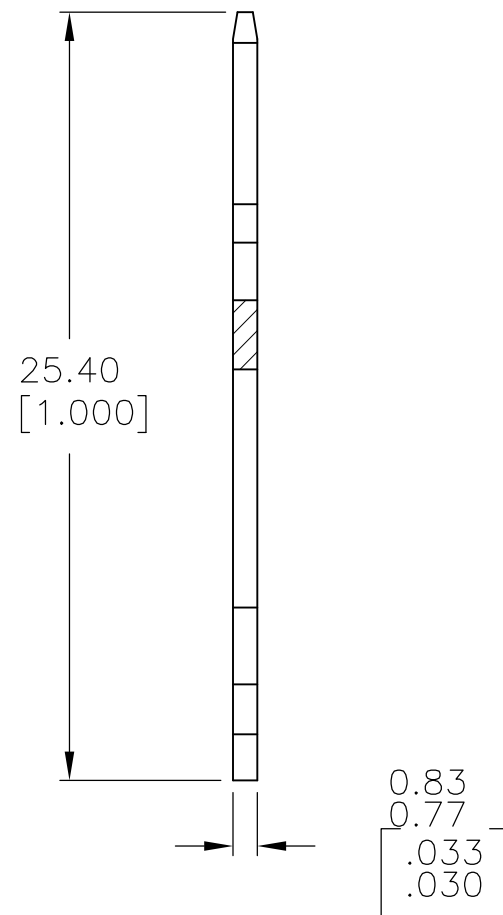
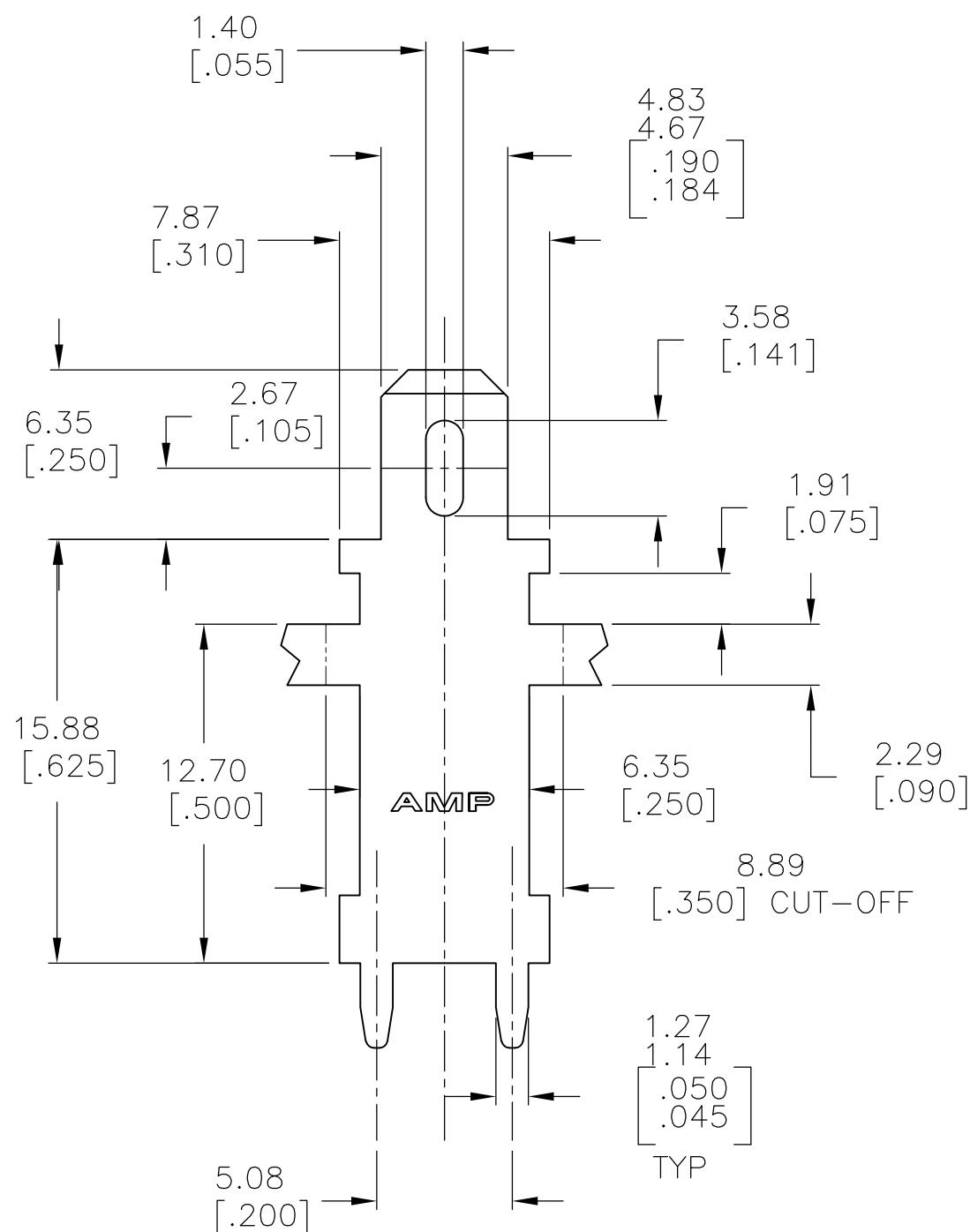
© COPYRIGHT - By -

ALL RIGHTS RESERVED.

LOC AF DIST 50

REVISIONS

P	LTR	DESCRIPTION	DATE	DWN	APVD
	B	REVISED PER ECR-13-001204	03JUL13	KH	PD



- 1 CONTINUOUS STRIP ON REELS
- 2 FEED IS 8.89±0.076 [.350±.003].
- △3 0.00381 [.000150] MIN TIN OVER  
0.00127 [.000050] MIN NICKEL.
- △4 REELED WITH INTERLEAVING PAPER.
- △5 PRELIMINARY - NOT FOR PRODUCTION

△4	BRASS	△5	1742664-2
	BRASS		1742664-1
	MATERIAL		PART NO.

THIS DRAWING IS A CONTROLLED DOCUMENT.		DWN JR RUTH 28NOV07	<b>STE</b> TE Connectivity		
DIMENSIONS: mm [INCHES]		CHK J KNOLL 28NOV07			
TOLERANCES UNLESS OTHERWISE SPECIFIED:		APVD J KNOLL 28NOV07	NAME		
0 PLC ± -		PRODUCT SPEC	TAB, FASTON, P.C. BOARD, 4.75 [.187] SERIES		
1 PLC ± -		APPLICATION SPEC	SIZE	CAGE CODE	DRAWING NO
2 PLC ± 0.25 [.010]		114-2115	A3	00779	C-1742664
3 PLC ± -		WEIGHT -	RESTRICTED TO -		
4 PLC ± -		CUSTOMER DRAWING	SCALE 4:1	SHEET 1 OF 1	REV B
ANGLES ± -					
FINISH △3					
MATERIAL SEE TABLE					