









- IP67 Design For LED Outdoor & Industrial Application
- Wide Input Range for Worldwide use (up to 305Vac)
- With 12V/100mA Auxiliary Output for sensor use
- Programming Function: AMC/CLO/NTC-Configuration/Auto-dimming/AST/EOL
- High Surge Protection: 4kV/6kV(IEC61000-4-5)
- Multiple dimming function: PWM signal or resistance/ DALI
- Built-in PFC Function: up to PF 0.99
- High Reliability & Long Life up to 100,000hrs
- Type HL LED Driver for use in Class I Division 2 Hazardous Location Luminaires
- All-Round Protections: Short Circuit/ Over Voltage/ Over Temperature
- Safety: Meet IEC61347-2-13, UL8750 & EMI EN55015



FSP80-ZZAE1(XXX)    

 Type: IP67 rated with 3 in 1 Dimming Function  
 Type: IP67 rated with DALI Function  
 Type: Aux 12V/100mA;  Type: Aux:24V/50mA

**IP67 SELV**        Type **HL Class P**

### SPECIFICATION

Model Name	FSP80-ZZAE1(280)DG	FSP80-ZZAE1(105)DG	
Output	Rated Power	80W	75
	Output Voltage	22-54V	36-107
	Rated Current	1400mA-2800mA	700-1050mA
	Auxiliary DC Output (optional)	12V/100mA	12V/100mA
	Output Current Accuracy	±5%	±5%
	Line Regulation	±1.0%	±1.0%
	Ripple Current	10%	10%
	Turn On Delay Time,Rise time	≤2s max ;≤300ms max	≤2s max ;≤300ms max
Input	Input Voltage/ Frequency[3]	108~305Vac/ 47~63Hz (Please refer to Static Curve)	108~305Vac/ 47~63Hz (Please refer to Static Curve)
	Power Factor (typ.)	PF ≥0.99,@ 120Vac input & full load. PF ≥0.95,@ 230Vac input & full load.	PF ≥0.99,@ 120Vac input & full load. PF ≥0.95,@ 230Vac input & full load.
	Efficiency (max.)	90%	90.50%
	Total Harmonic Distortion[4]	THD <20% (Output Loading ≥50% at 120/230Vac, ≥70% at 277Vac)	THD <20% (Output Loading ≥50% at 120/230Vac, ≥70% at 277Vac)
	AC Current (typ.)	≤1.0A /120Vac ; ≤0.5A /230Vac ; ≤0.42A /277Vac	
	Inrush Current (typ.)	120Vac / 60Hz at full load ≤ 30A 230Vac / 60Hz at full load ≤ 55A 277Vac / 60Hz at full load ≤ 70A	
	Leakage Current	≤1mA/230Vac	
Environment	Operating Temperature	-40°C ~ +60°C (Please refer to Derating Curve); -25°C ~ +60°C temperature meet function.	
	Operating Humidity	20~85% RH non-condensing	
	Storage Temperature, Humidity	-40°C~+85°C, 10~95%RH	
	Vibration	0.02g <sup>2</sup> /Hz at 5 Hz sloping to 0.04g <sup>2</sup> /Hz at 20 Hz, and maintaining 0.04g <sup>2</sup> /Hz from 20 Hz to 500 Hz at a constant acceleration of 4.43G for 30 minutes per axis for all three axes	
Protection	Over Voltage Protection	<80V	<150V
	Short Circuit Protection	Recovers automatically after fault condition is removed	
	Over Temperature Protection	Recovers automatically after fault condition is removed	
Safety & EMC	Over Temperature Protection	Recovers automatically after fault condition is removed	
	Safety Standards	Design Refer to EN61347-1, EN61347-2-13, UL8750	
	EMC Standard	Compliant with EN55015/CISPR22 CLASS B, Compliant with EN61000-3-2 Class C (≥80% load), EN61000-3-3	
	Surge Protection	Differential Mode: 4KV; Common Mode: 6KV	
	Withstand Voltage (Hipot)	I/P-O/P 3000Vac, I/P-CASE 1500Vac	
Others	Isolation Resistance	I/P-O/P: 100M ohm @ 500Vdc/ 25°C	
	Life Time [5]	50,000 hours at Tcase of ≤ 75°C	
	Dimension (LxWxH)	212 x 60.5 x 38.1 mm	
Net Weight / Packing	900g; 10 pcs/box; 10.11kg; 0.817CUFT		

#### Notes:

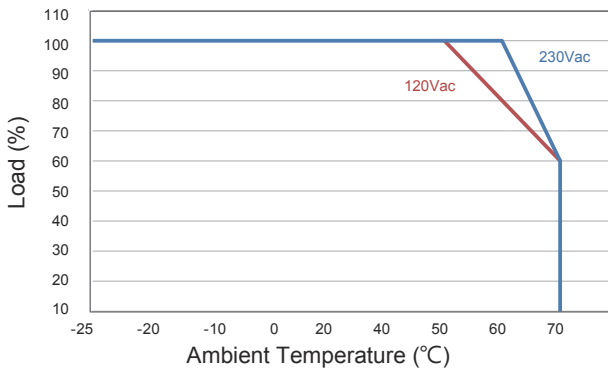
1. All data NOT specially mentioned are measured at 230Vac/ 50Hz input, full load and 25°C of ambient temperature.
2. The ripple current must be measured under the condition of AC coupling & 20MHz bandwidth. (Rated input and rated output)
3. Derating may be needed under low input voltages. Please check the static characteristics for more details.
4. Measured at rated output voltage.
5. Measured at 230Vac/50Hz input, 80% load.
6. The power supply is considered as a component that will be operated in combination with final equipment. Since EMC performance will be affected by the complete installation, the final equipment manufacturers must re-qualify EMC Directive on the complete installation again.



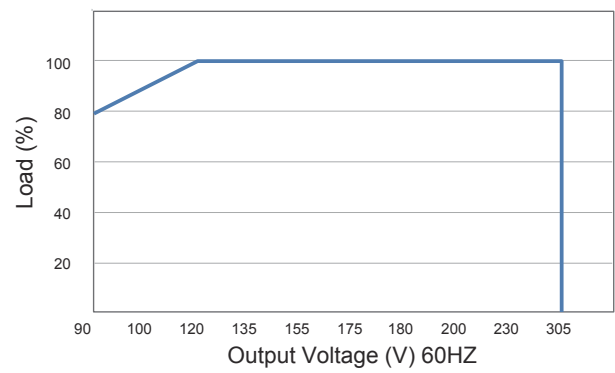
### FSP TECHNOLOGY INC.

www.fsp-group.com / sales@fsp-group.com.tw  
 NO.22,Jianguo E. Rd., Taoyuan City, Taiwan, R.O.C.  
 TEL : +886-3-375-9888 / FAX : +886-3-375-6966

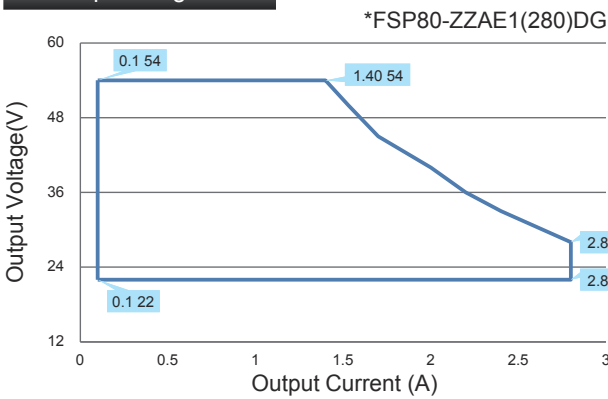
### Derating Curve



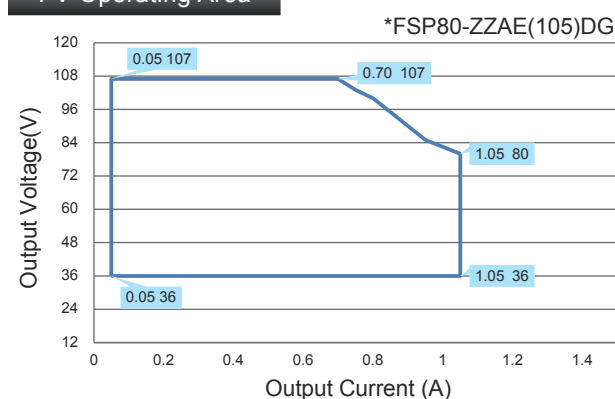
### Static Curve



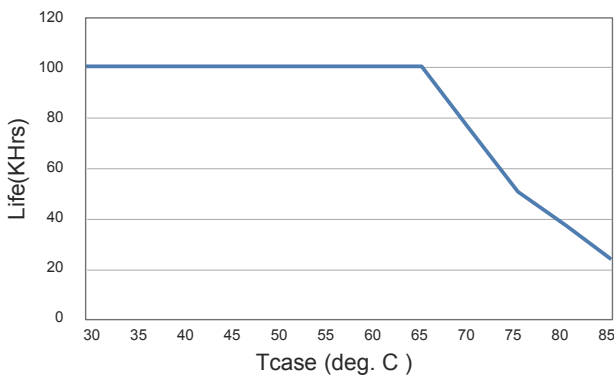
### I-V Operating Area



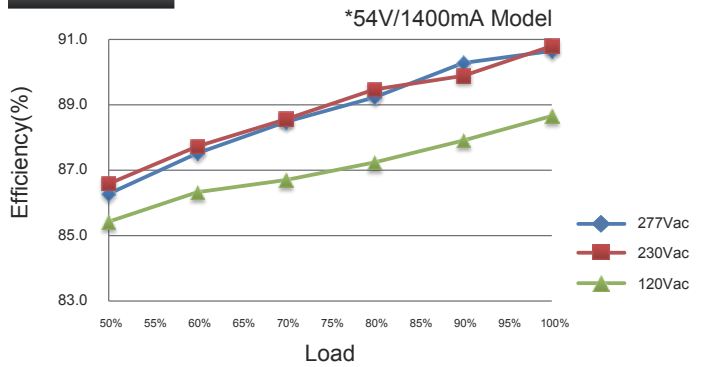
### I-V Operating Area



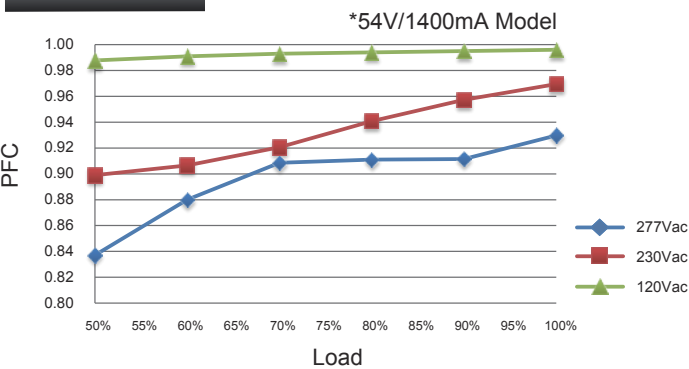
### Life Time



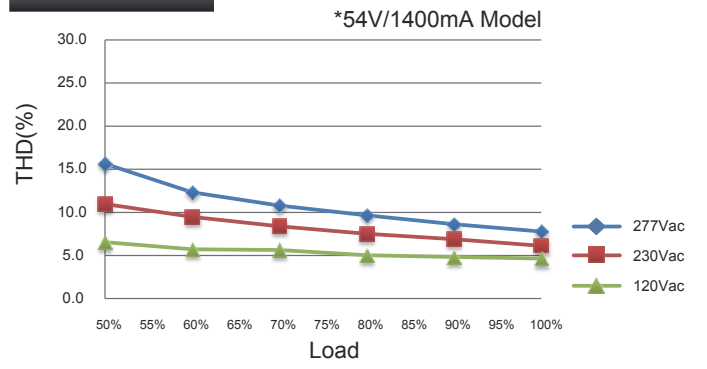
### Efficiency



### PFC vs Load



### THD vs Load

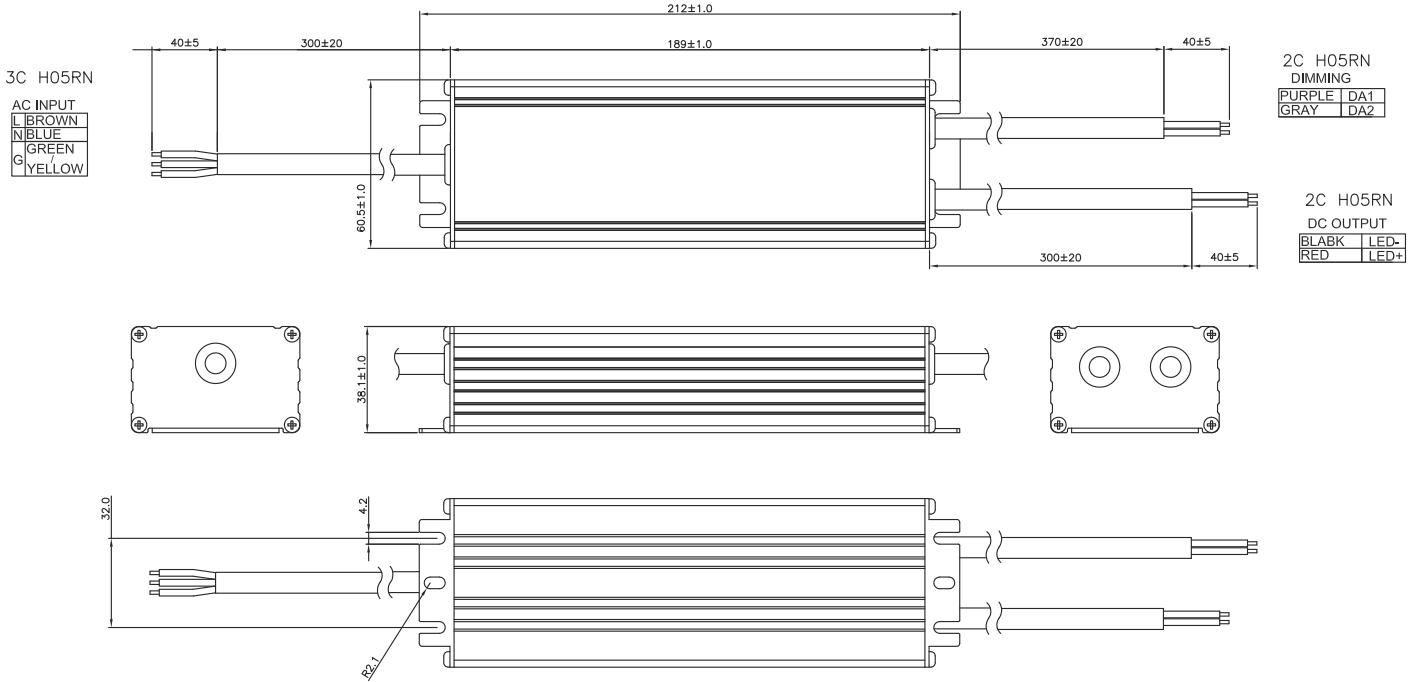


## FSP TECHNOLOGY INC.

www.fsp-group.com / sales@fsp-group.com.tw  
 NO.22, Jianguo E. Rd., Taoyuan City, Taiwan, R.O.C.  
 TEL : +886-3-375-9888 / FAX : +886-3-375-6966

Model Name: **FSP80-ZZAE1(XXX)DG**

Unit: mm



**FSP TECHNOLOGY INC.**

www.fsp-group.com / sales@fsp-group.com.tw  
 NO.22, Jianguo E. Rd., Taoyuan City, Taiwan, R.O.C.  
 TEL : +886-3-375-9888 / FAX : +886-3-375-6966