


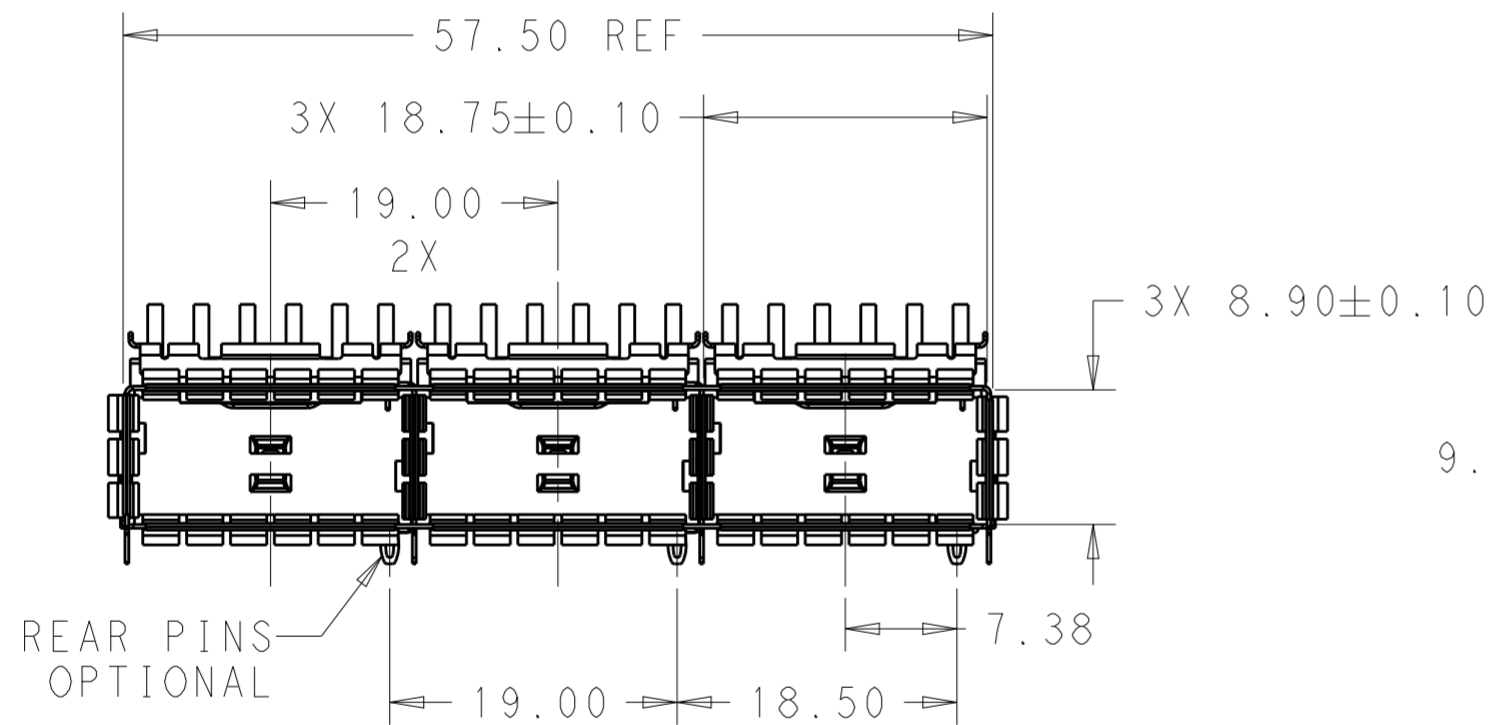
THIS DRAWING IS UNPUBLISHED. RELEASED FOR PUBLICATION 20
 © COPYRIGHT 20 BY - ALL RIGHTS RESERVED.

LOC	DIST	REVISIONS					
GP	00	P	LTR	DESCRIPTION	DATE	DWN	APVD
		A		INITIAL RELEASE	02FEB2016	JY	SH

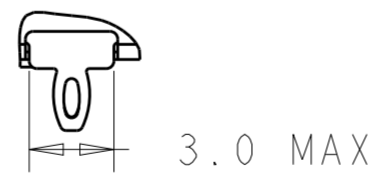
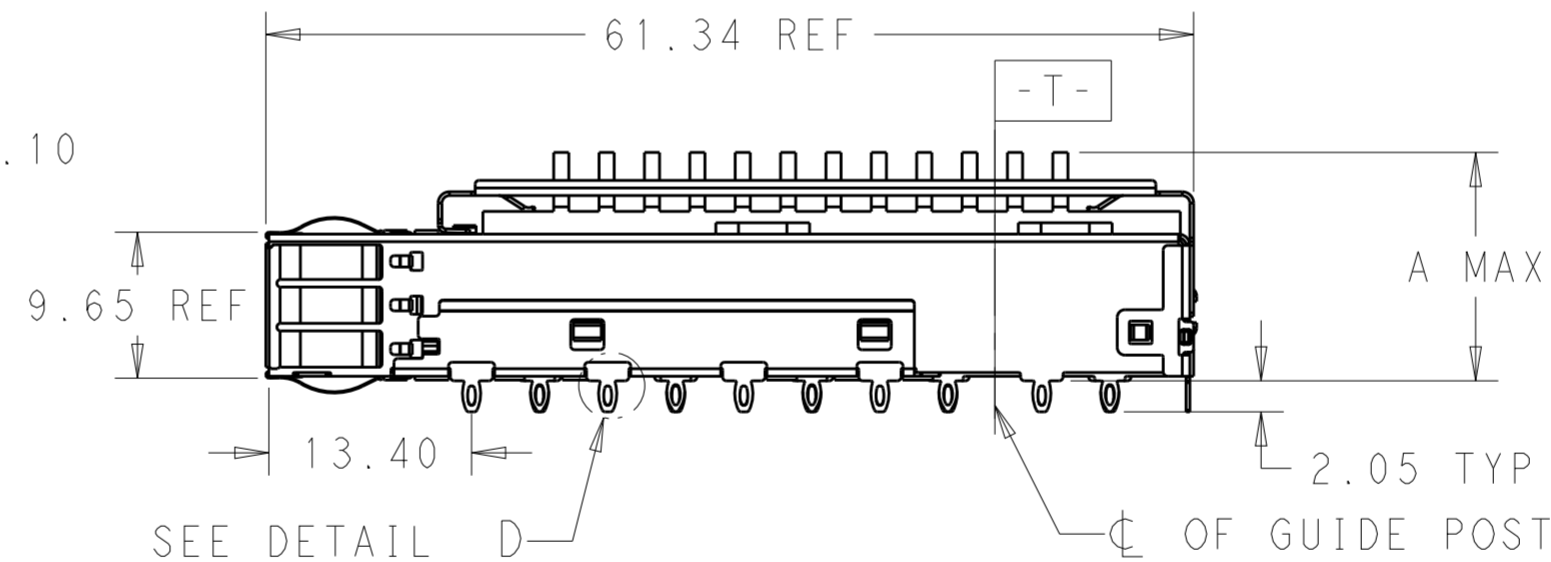


2170738-2 AS SHOWN
SCALE 2:1

- COMPONENTS
 CAGE ASSEMBLY: NICKEL-SILVER ALLOY
 HEAT SINK: ALUMINUM/BLACK ANODIZE
 HEAT SINK CLIP: STAINLESS STEEL
 EMI SPRING: COPPER ALLOY/NICKEL PLATE
- REFERENCE APPLICATION SPECIFICATION 114-32023 FOR RECOMMENDED DRILL HOLE DIAMETER AND PLATING THICKNESS
- DATUM AND BASIC DIMENSION ESTABLISHED BY CUSTOMER
- DIMENSION APPLIES WITH MODULE INSERTED IN CAGE
- HEAT SINKS, HEAT SINK CLIPS AND LIGHT PIPES ARE SHIPPED ASSEMBLED ON CAGE
- MINIMUM PC BOARD THICKNESS: SINGLE SIDED: 1.57 MIN
DOUBLE SIDED: 3.00 MIN
- DATUM **-A-** IS TOP SURFACE OF THE HOST BOARD.
- THESE HOLES ARE OPTIONAL WHEN THE REAR PINS ARE REMOVED.
- MATES WITH QSFP28 MSA COMPATIBLE TRANSCEIVER.
- DATE CODE (YYWWD) MARKED APPROXIMATELY AS SHOWN.



SCALE 2:1



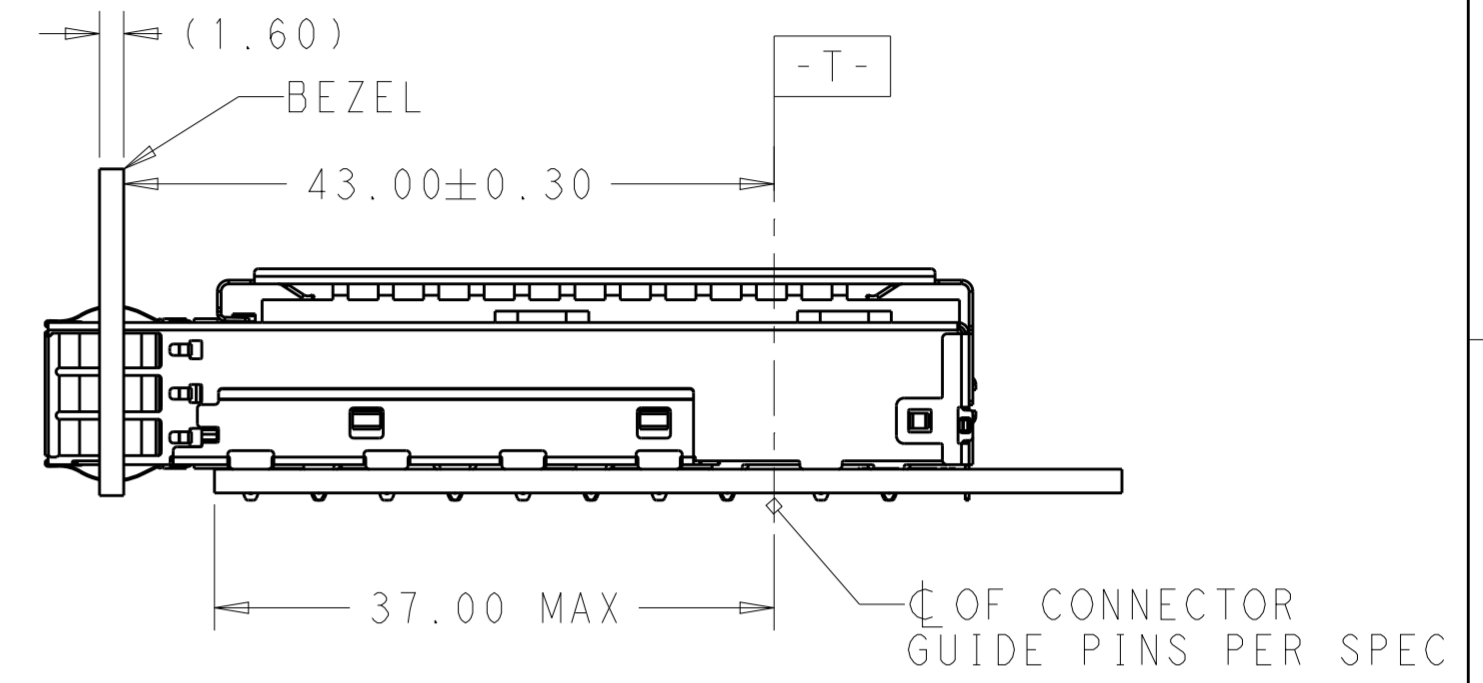
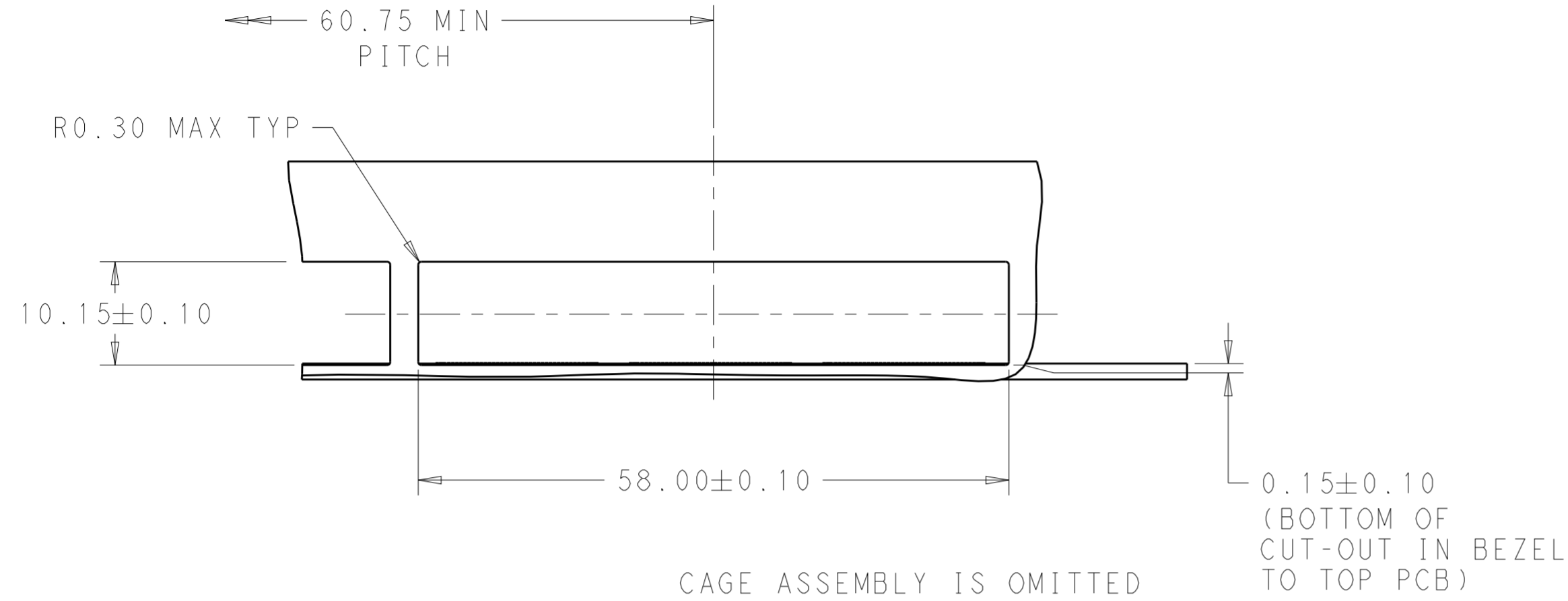
DETAIL D
SCALE 4:1

23.0	WITHOUT	NETWORKING	2170738-6
16.0	WITHOUT	SAN	2170738-5
13.7	WITHOUT	PCI	2170738-4
23.0	WITH	NETWORKING	2170738-3
16.0	WITH	SAN	2170738-2
13.7	WITH	PCI	2170738-1
DIM A	REAR PINS OPTIONAL	APPLICATION	PART NUMBER

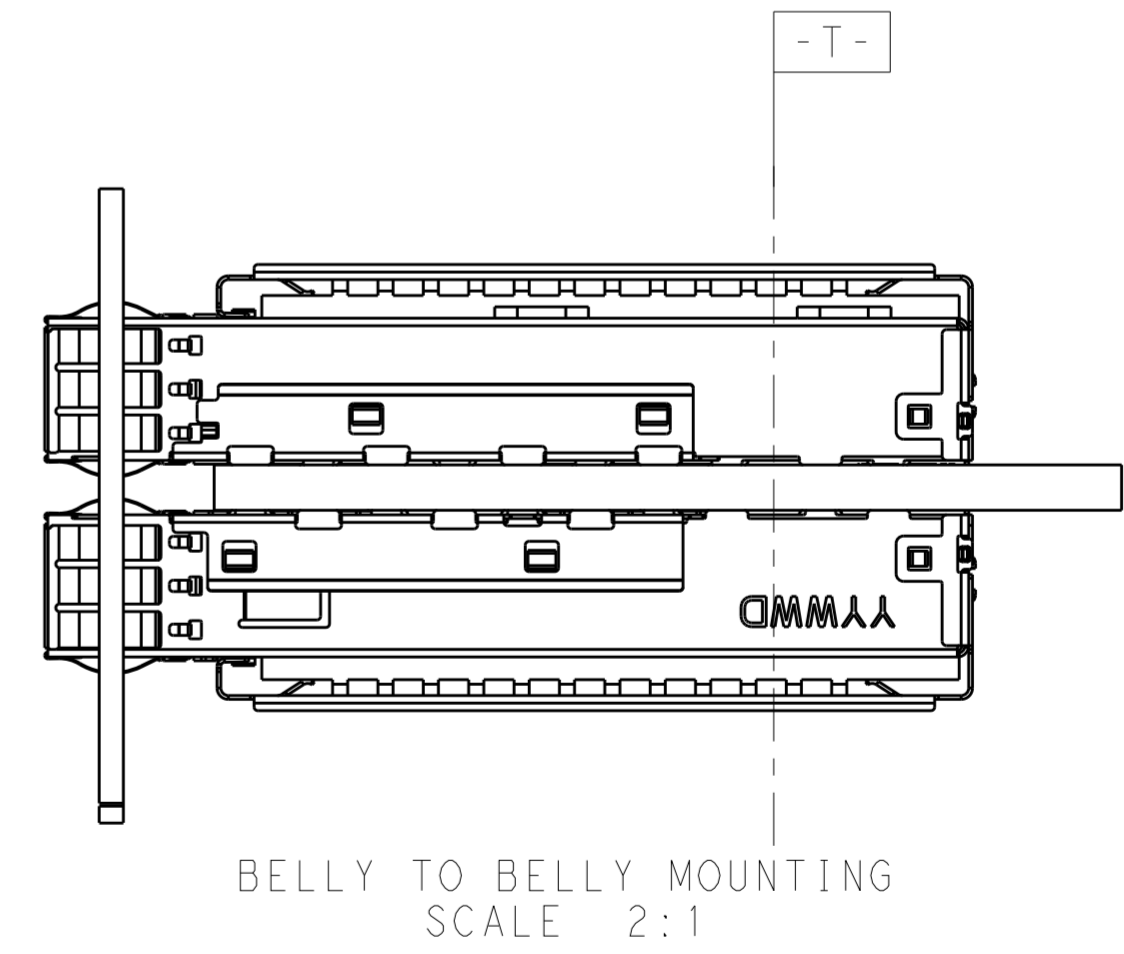
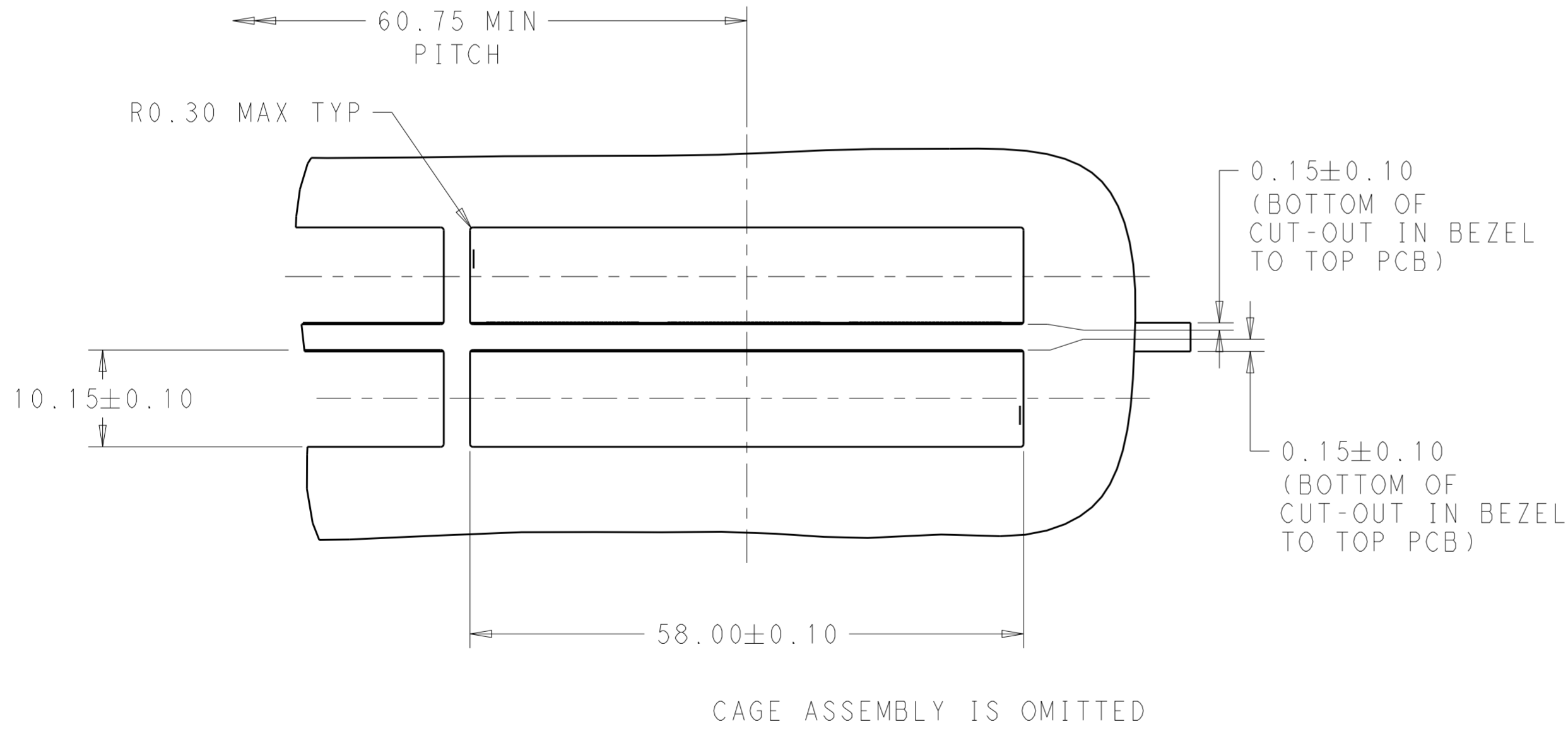
THIS DRAWING IS A CONTROLLED DOCUMENT.		DWN BING LIU 22APR2014	TE Connectivity	
DIMENSIONS: mm		CHK JASON YANG 22APR2014		
TOLERANCES UNLESS OTHERWISE SPECIFIED:		APVD SEAN HAN 02FEB2016	NAME RECEPTACLE CAGE ASSEMBLY WITH HEAT SINKS THRU BEZEL, 1X3, QSFP28	
0 PLC ± 1 PLC ±0.25 2 PLC ±0.2 3 PLC ± 4 PLC ±		PRODUCT SPEC 108-19428	SIZE A2	
MATERIAL		APPLICATION SPEC 114-32023	CAGE CODE 00779	DRAWING NO C-2170738
SEE NOTES		WEIGHT -	RESTRICTED TO -	
SEE NOTES		CUSTOMER DRAWING	SCALE 1:1	SHEET 1 OF 5

THIS DRAWING IS UNPUBLISHED. RELEASED FOR PUBLICATION 20
 © COPYRIGHT 20 BY - ALL RIGHTS RESERVED.

LOC		DIST		REVISIONS			
P	LTR	DESCRIPTION	DATE	DWN	APVD		
-	-	SEE SHEET 1	-	-	-		



SINGLE SIDE MOUNTING
SCALE 2:1

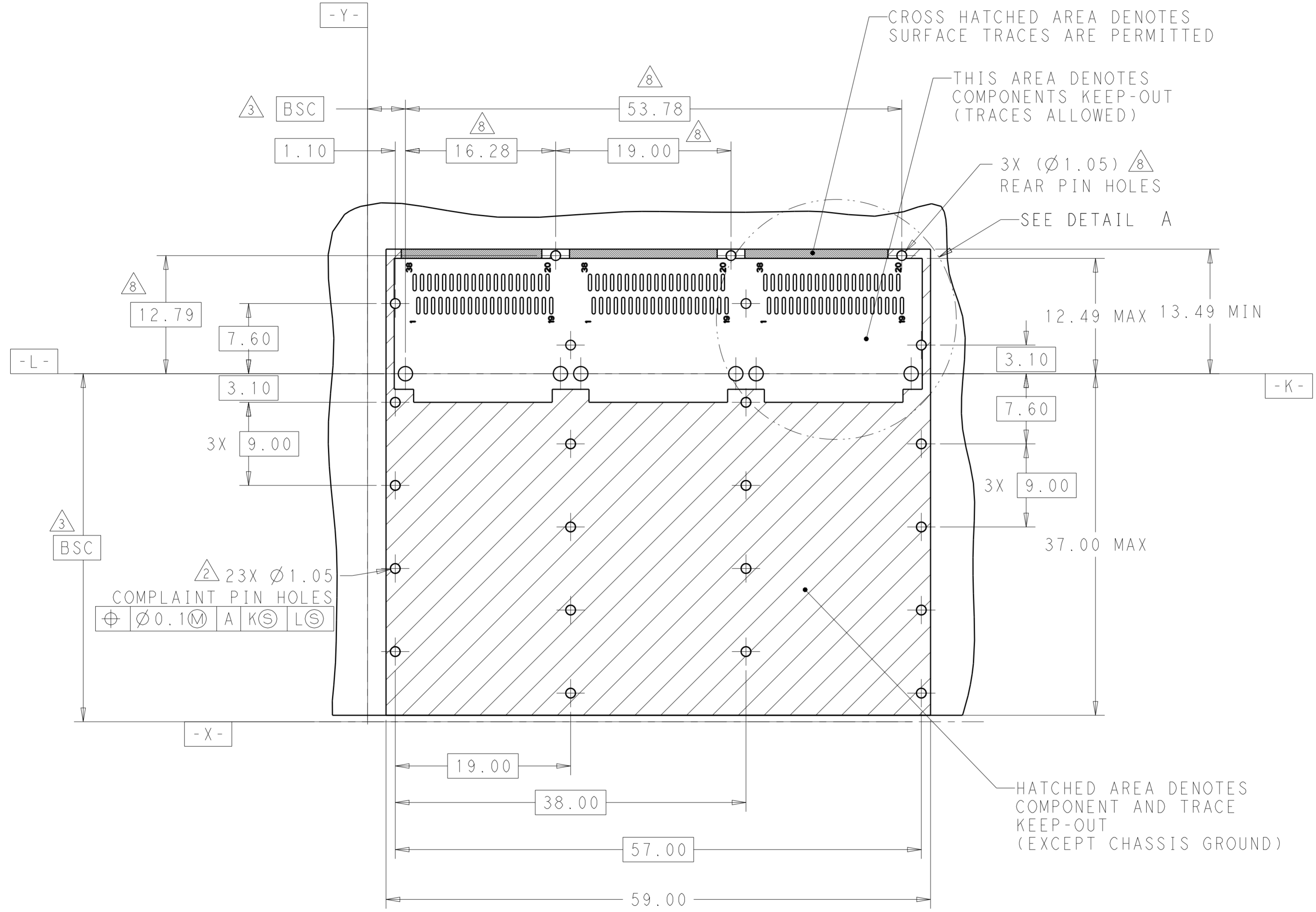


BELLY TO BELLY MOUNTING
SCALE 2:1

THIS DRAWING IS A CONTROLLED DOCUMENT.		DWN BING LIU 22APR2014	STE TE Connectivity	
		CHK JASON YANG 22APR2014		
DIMENSIONS: mm		APVD SEAN HAN 02FEB2016	NAME RECEPTACLE CAGE ASSEMBLY WITH HEAT SINKS THRU BEZEL, 1X3, QSFP28	
TOLERANCES UNLESS OTHERWISE SPECIFIED:		PRODUCT SPEC 108-19428	SIZE CAGE CODE DRAWING NO RESTRICTED TO	
0 PLC ±		APPLICATION SPEC 114-32023	A200779 C-2170738	
1 PLC ±0.25		WEIGHT -	SCALE 1:1 SHEET 2 OF 5 REV A	
2 PLC ±0.2				
3 PLC ±				
4 PLC ±				
ANGLES ±				
FINISH				
MATERIAL SEE NOTES material_2	SEE NOTES finish_spec_2	CUSTOMER DRAWING		

THIS DRAWING IS UNPUBLISHED. RELEASED FOR PUBLICATION 20
 © COPYRIGHT 20 BY - ALL RIGHTS RESERVED.

LOC	DIST	REVISIONS			
P	LTR	DESCRIPTION	DATE	DWN	APVD
-	-	SEE SHEET 1	-	-	-

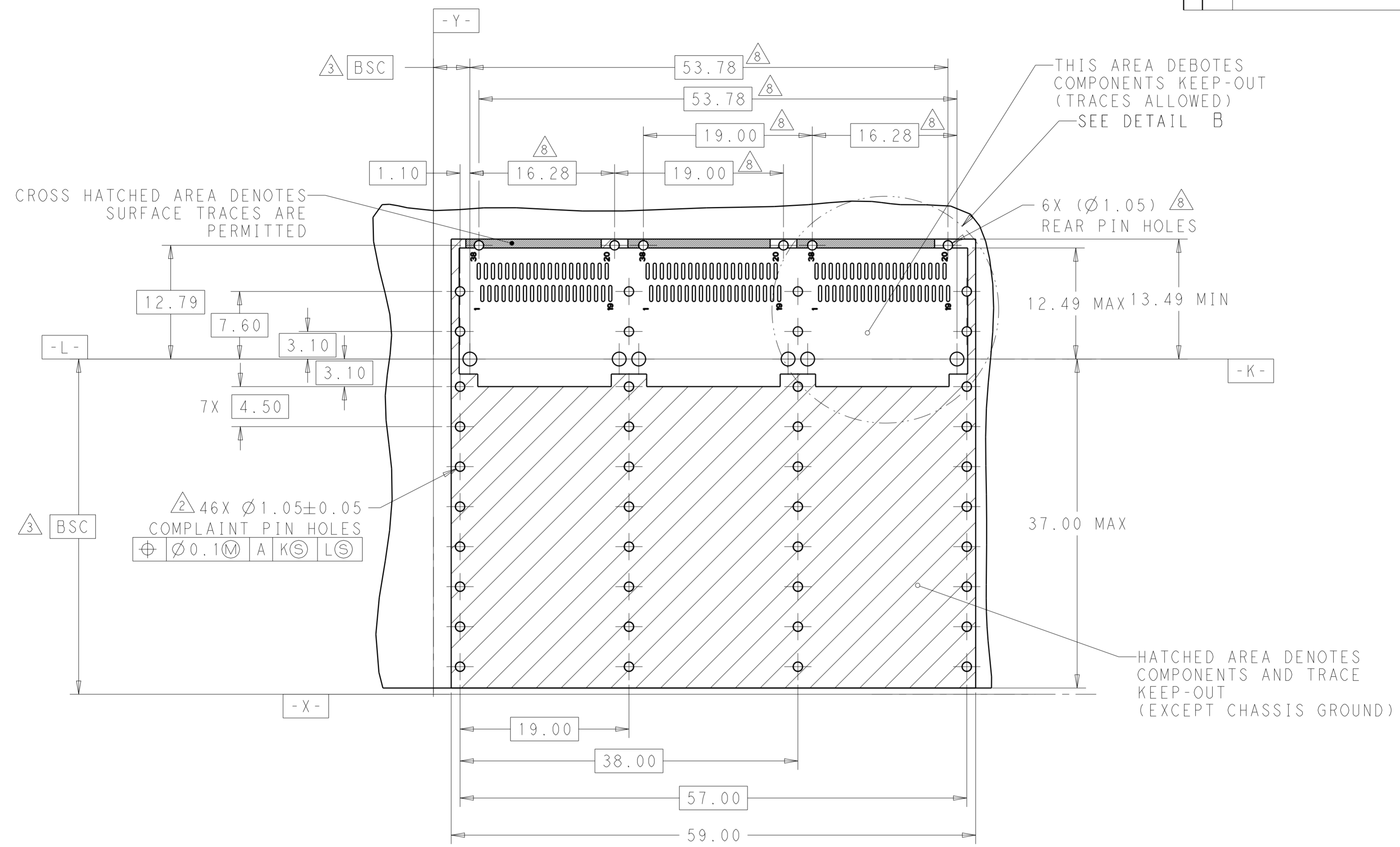


RECOMMENDED PCB LAYOUT
 SINGLE TYPE
 PCB TOLERANCE: ±0.05
 SCALE 3:1

THIS DRAWING IS A CONTROLLED DOCUMENT.		DWN BING LIU 22APR2014	TE Connectivity	
DIMENSIONS: mm		CHK JASON YANG 22APR2014		
TOLERANCES UNLESS OTHERWISE SPECIFIED:		APVD SEAN HAN 02FEB2016	NAME RECEPTACLE CAGE ASSEMBLY WITH HEAT SINKS THRU BEZEL, 1X3, QSFP28	
0 PLC ± 1 PLC ±0.25 2 PLC ±0.2 3 PLC ± 4 PLC ± ANGLES ± FINISH SEE NOTES		PRODUCT SPEC 108-19428	SIZE 114-32023	DRAWING NO A200779C-2170738
MATERIAL SEE NOTES material_2		WEIGHT -	RESTRICTED TO -	SCALE 1:1 SHEET 3 OF 5 REV A
CUSTOMER DRAWING				

THIS DRAWING IS UNPUBLISHED. RELEASED FOR PUBLICATION 20
 © COPYRIGHT 20 BY - ALL RIGHTS RESERVED.

LOC		DIST		REVISIONS			
P	LTR	DESCRIPTION	DATE	DWN	APVD		
-	-	SEE SHEET 1	-	-	-		

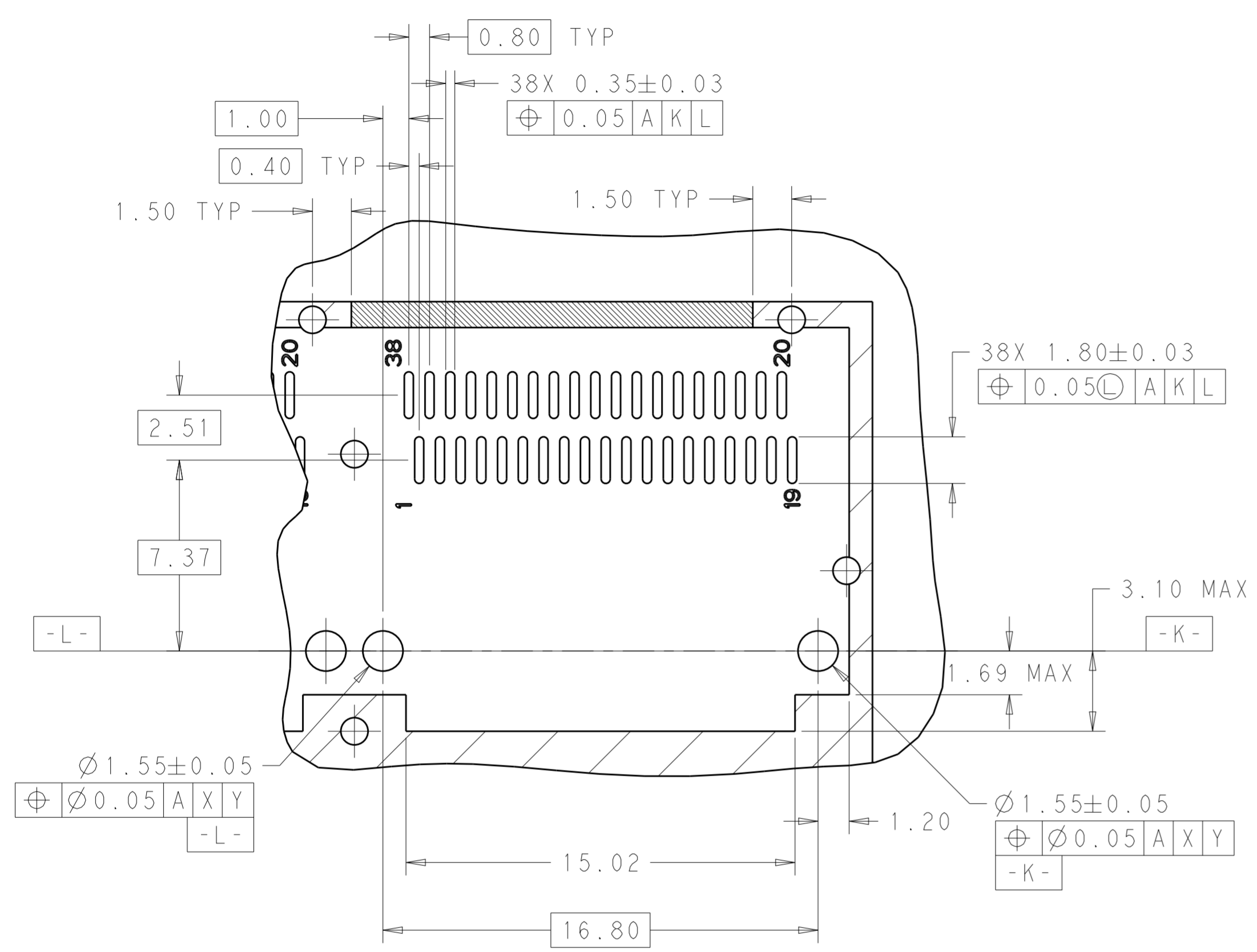


RECOMMENDED PCB LAYOUT
 BELLY TO BELLY TYPE
 PCB TOLERANCE: ±0.05
 SCALE 3:1

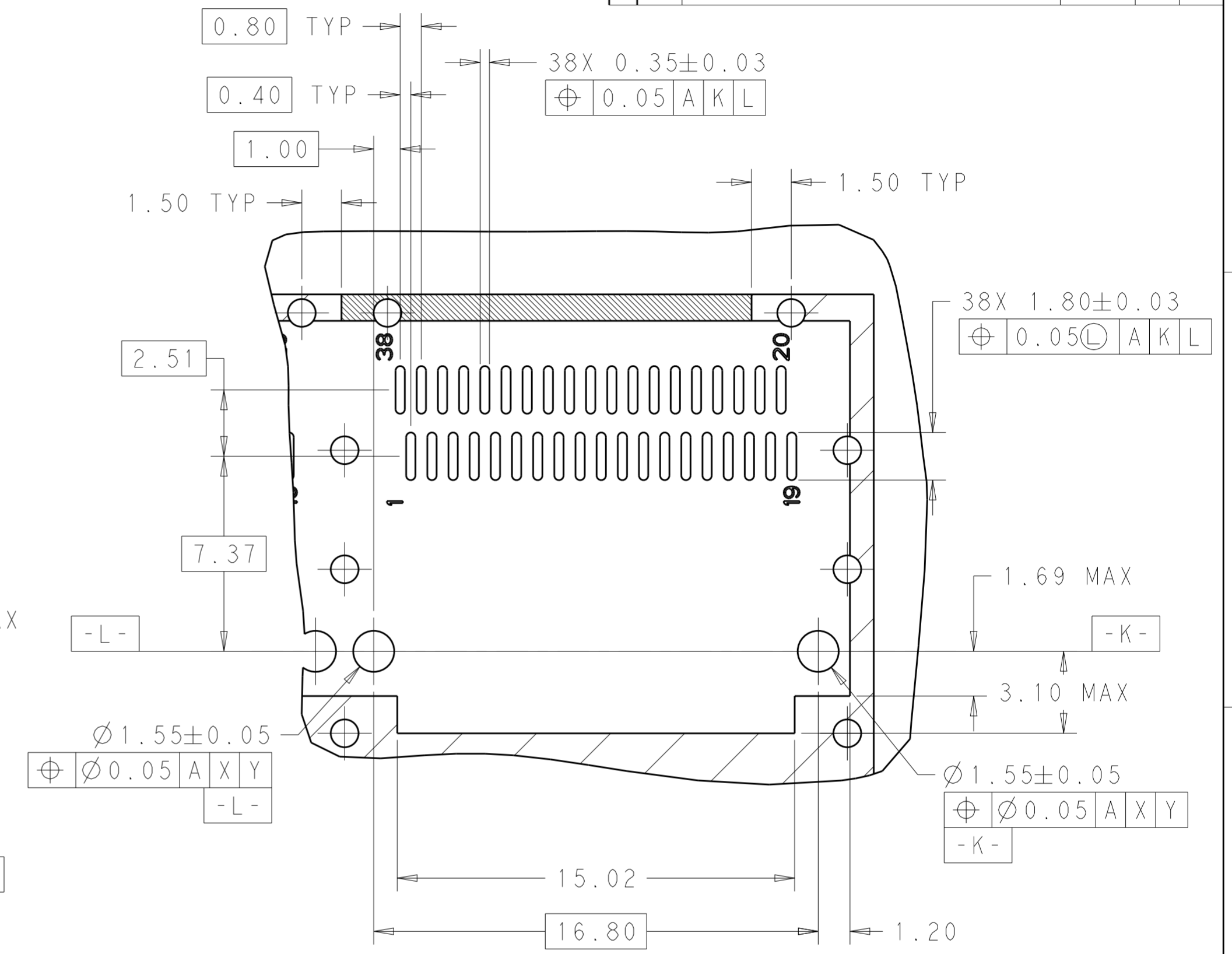
THIS DRAWING IS A CONTROLLED DOCUMENT.		DWN BING LIU 22APR2014	TE Connectivity	
DIMENSIONS: mm		CHK JASON YANG 22APR2014		
TOLERANCES UNLESS OTHERWISE SPECIFIED:		APVD SEAN HAN 02FEB2016	NAME RECEPTACLE CAGE ASSEMBLY WITH HEAT SINKS THRU BEZEL, 1X3, QSFP28	
0 PLC ±- 1 PLC ±0.25 2 PLC ±0.2 3 PLC ±- 4 PLC ±- ANGLES ±-		PRODUCT SPEC 108-19428	SIZE A2	CAGE CODE 00779
MATERIAL SEE NOTES material_2		FINISH SEE NOTES finish_spec_2	DRAWING NO C-2170738	RESTRICTED TO -
		WEIGHT -	SCALE 1:1	SHEET 4 OF 5
		CUSTOMER DRAWING	REV A	

THIS DRAWING IS UNPUBLISHED. RELEASED FOR PUBLICATION 20
 © COPYRIGHT 20 BY - ALL RIGHTS RESERVED.

LOC		DIST		REVISIONS			
P	LTR	DESCRIPTION	DATE	DWN	APVD		
-	-	SEE SHEET 1	-	-	-		



DETAIL A
SCALE 6:1



DETAIL B
SCALE 6:1

THIS DRAWING IS A CONTROLLED DOCUMENT.		DWN BING LIU 22APR2014	STE TE Connectivity												
		CHK JASON YANG 22APR2014													
		APVD SEAN HAN 02FEB2016	NAME RECEPTACLE CAGE ASSEMBLY WITH HEAT SINKS THRU BEZEL, 1X3, QSFP28												
DIMENSIONS: mm		TOLERANCES UNLESS OTHERWISE SPECIFIED:	PRODUCT SPEC 108-19428												
<table border="1"> <tr><td>0 PLC</td><td>±</td></tr> <tr><td>1 PLC</td><td>±0.25</td></tr> <tr><td>2 PLC</td><td>±0.2</td></tr> <tr><td>3 PLC</td><td>±</td></tr> <tr><td>4 PLC</td><td>±</td></tr> <tr><td>ANGLES</td><td>±</td></tr> </table>		0 PLC	±	1 PLC	±0.25	2 PLC	±0.2	3 PLC	±	4 PLC	±	ANGLES	±	FINISH SEE NOTES	APPLICATION SPEC 114-32023
0 PLC	±														
1 PLC	±0.25														
2 PLC	±0.2														
3 PLC	±														
4 PLC	±														
ANGLES	±														
MATERIAL SEE NOTES material_2	FINISH SEE NOTES finish_spec_2	WEIGHT -	SIZE A200779												
		CUSTOMER DRAWING	DRAWING NO C-2170738												
		SCALE 1:1	RESTRICTED TO -												
		SHEET 5 OF 5	REV A												