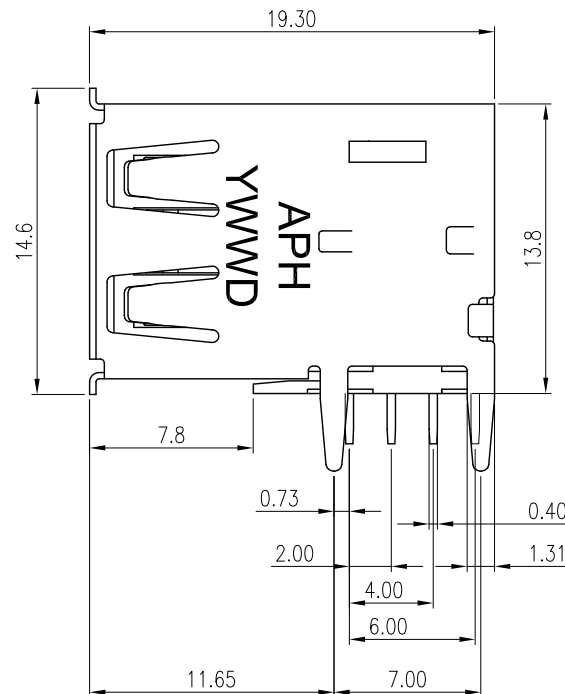
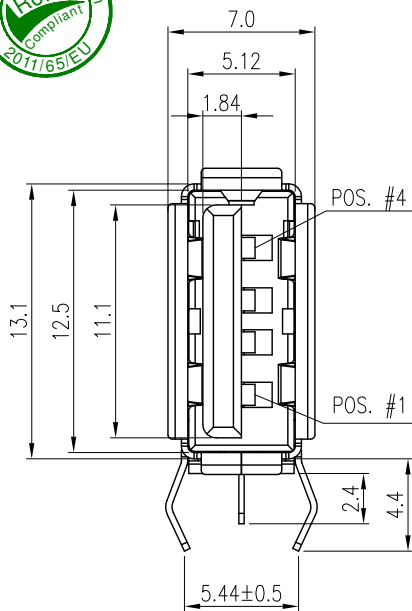
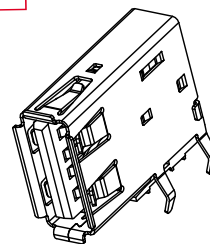


This document is the property of Amphenol Corporation and is delivered on the express condition that it is not to be disclosed, reproduced or used, in whole or in part, for manufacture or sale by anyone other than Amphenol Corporation without its prior consent, and that no right is granted to disclose or to use any information in this document.

The marking on this product doesn't contain environmental hazardous materials per Material Specification SS-00259 for Sony GP compliant or per directive 2011/65/EU for RoHS compliant.

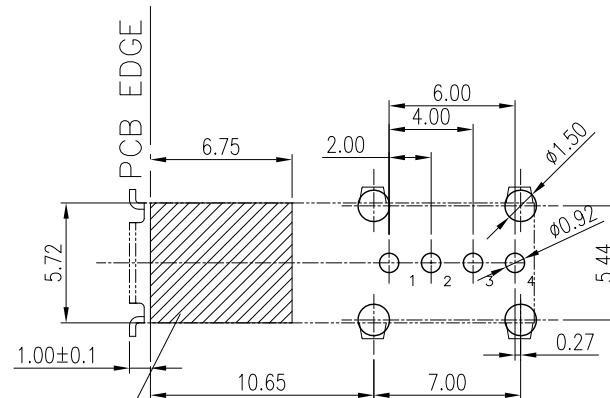
ORIGINAL

REVISIONS				
SYM	ECN No.	DESCRIPTION	DATE	APPROVED
A	NE-12212	RELEASE TO PRODUCTION	11/19/2012	Arron Lin
B	NE-16064	UPDATE PCB EDGE	03/18/2016	Arron Lin



NOTES:

- MATERIAL:
HOUSING: HIGH TEMPERATURE THERMAL PLASTIC, UL94V-0, COLOR: OPTIONS.
TERMINAL: PHOSPHOR BRONZE..
SHELL: BRASS.
REAR SHELL: SPCC.
- FINISH:
TERMINAL:
CONTACT AREA: SELECTIVE GOLD PLATING ;
SOLDERING AREA: MATT TIN PLATING 100 μ" THICKNESS MIN. ;
UNDER PLATING: NICKEL PLATING 50 μ" THICKNESS MIN. OVERALL.
SHELL:
NICKEL PLATING 50 μ" THICKNESS MIN. OVERALL.
- PACKING IS PER AMTA PACKING SPECIFICATION PKS-0001.
- THIS PRODUCT DOESN'T CONTAIN ENVIRONMENTAL HAZARDOUS PER DIRECTIVE 2011/65/EU FOR RoHS COMPLIANT.
- THIS PRODUCT IS USB 2.0 COMPLIANCE.
- THE PRODUCT MUST BE FOR WAVE SOLDERING PROCESS ONLY



PCB LAYOUT TOP VIEW

TOLERANCE: ±0.05mm

PCB THICKNESS: 1.20±0.05mm

P/N: GSB191 X X TP X EU

CONTACT FINISH
1: GOLD FLASH
2: 30 μ" GOLD
5: 15 μ" GOLD

TOP SHELL SPRING
2: W/O TOUCH FINGER

COLOR OF INSULATOR

0: WHITE
1: BLACK
3: BLUE (285C)

TOLERANCE	APPROVALS	DATE	TITLE	Amphenol® Amphenol Corporation Amphenol Taiwan Corporation		
X. X.X ±0.30 X.XX ±0.20 X.XXX ±0.10	DRAWN Debby Hung	03/18/2016	USB 2.0 , SERIES A UPRIGHT PCB MOUNT (W/O TOUCH FINGER)	UNIT mm	SIZE A3	PART No. GSB191XXTPXEU
	CHECKED Roger Tsai	03/18/2016				DWG No. GSB191XXTPXEU
	APPROVED Arron Lin	03/18/2016				REV. B
ANGULAR ±1°	DWG TYPE CUST DWG	PROJECT CODE OTHER	SCALE NA	SHEET 1 OF 2		
UNLESS OTHERWISE SPECIFIED						

This document is the property of Amphenol Corporation and is delivered on the express condition that is not to be disclosed, reproduced or used, in whole or in part, for manufacture or sale by anyone other than Amphenol Corporation without its prior consent, and that no right is granted to disclose or to use any information in this document.

The marking on this product doesn't contain environmental hazardous materials per Material Specification SS-00259 for Sony GP compliant or per directive 2011/65/EU for RoHS compliant.

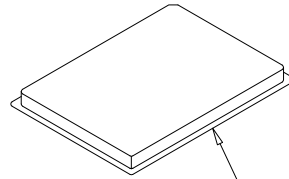
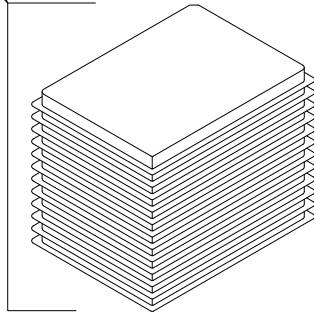


ORIGINAL



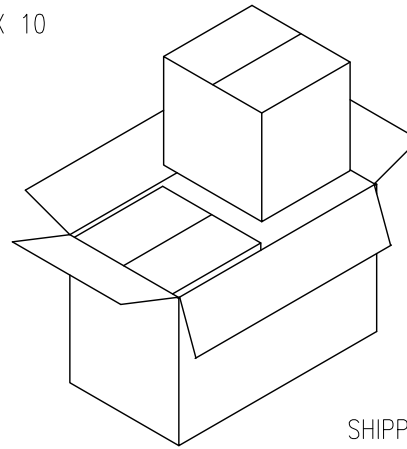
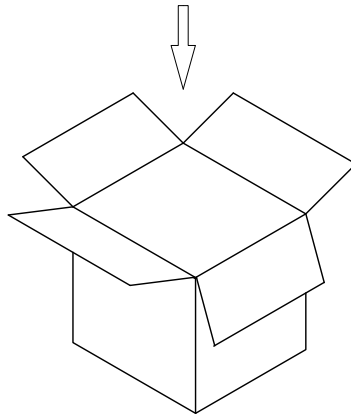
REVISIONS				
SYM	ECN No.	DESCRIPTION	DATE	APPROVED
A	NE-12212	RELEASE TO PRODUCTION	11/19/2012	Arron Lin
B	NE-16064	UPDATE PCB EDGE	03/18/2016	Arron Lin

26 PCS TRAY/CARTON

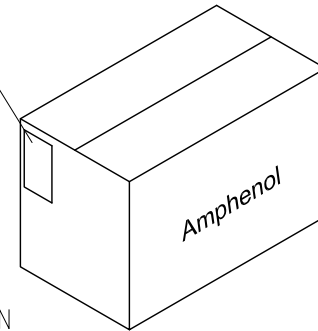


80 PCS/TARY

TRAY SIZE: 232 X 220 X 10



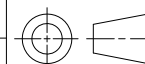
LABEL



SHIPPING CARTON DIMENSION
520 X 273 X 310 MM

G/W <KG>	N/W <KG>	PARTS PER CARTON<S.P.Q>	PARTS PER TRAY	TOTEL TYAYS PER CARTON
15.2	10.8	4160	80	52

TOLERANCE		APPROVALS		DATE	TITLE		Amphenol®		
X.		DRAWN	Debby Hung	03/18/2016	USB 2.0 , SERIES A UPRIGHT PCB MOUNT (W/O TOUCH FINGER)		Amphenol Corporation Amphenol Taiwan Corporation		
X.X	±0.30	CHECKED	Roger Tsai	03/18/2016					
X.XX	±0.20	APPROVED	Arron Lin	03/18/2016					
X.XXX	±0.10	DWG TYPE		PROJECT CODE	UNIT		SCALE	SIZE	PART No.
ANGULAR	±1°	CUST DWG		OTHER	mm		NA	A3	GSB191XXTPXEU
UNLESS OTHERWISE SPECIFIED					mm		NA	2 OF 2	GSB191XXTPXEU
					mm		NA	2 OF 2	REV. B



UNIT mm
SCALE NA

SIZE A3
SHEET 2 OF 2

PART No.
GSB191XXTPXEU

DWG No.
GSB191XXTPXEU

REV. B