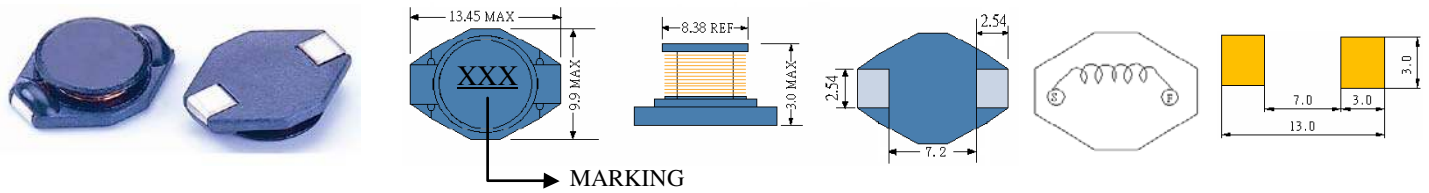


SC3308F

SMD POWER INDUCTORS



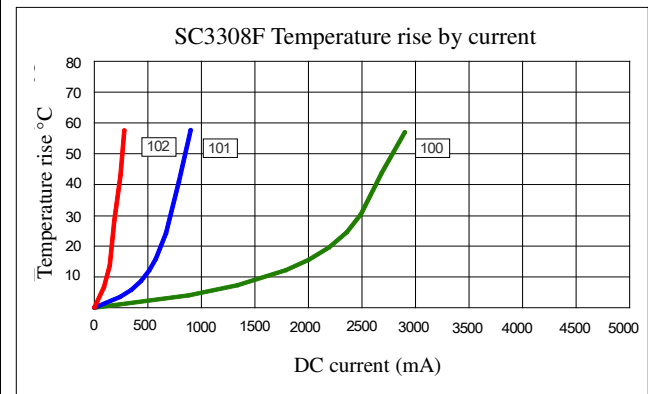
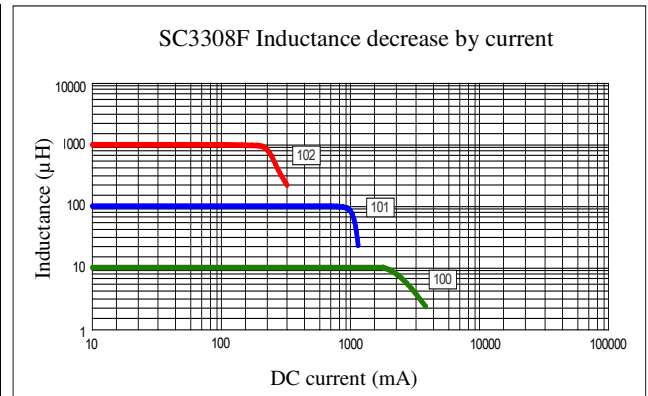
• Features

1. Open frame construction
2. Excellent Power Density
3. Engineered to Provide High Efficiency



ELECTRICAL CHARACTERISTICS

Part Number	Inductance (uH) (1)	Test Frequency	DC Resistance (Ω MAX) (2)	Saturation Current ⁽³⁾ (A)	Temperature Current ⁽⁴⁾ (A)
SC3308F-100	10	100KHZ	0.11	2.4	2.48
SC3308F-150	15	100KHZ	0.15	2.0	2.10
SC3308F-220	22	100KHZ	0.23	1.6	1.64
SC3308F-330	33	100KHZ	0.30	1.4	1.30
SC3308F-470	47	100KHZ	0.39	1.0	1.00
SC3308F-680	68	100KHZ	0.66	0.9	0.82
SC3308F-101	100	100KHZ	0.84	0.7	0.70
SC3308F-151	150	100KHZ	1.2	0.6	0.62
SC3308F-221	220	100KHZ	1.9	0.5	0.48
SC3308F-331	330	100KHZ	2.7	0.4	0.38
SC3308F-471	470	100KHZ	4.0	0.3	0.28
SC3308F-681	680	100KHZ	5.3	0.2	0.24
SC3308F-102	1000	100KHZ	8.4	0.1	0.18



- (1). Inductance tolerance $\pm 20\%$ tested at 0.25V, 0ADC and 25°C.
- (2). DCR measured at 25°C.
- (3). The DC current at which the inductance decreases by 10% from its initial value.
- (4). The DC current that results in a 40°C temperature rise from 25°C ambient.

[Click here for QUANTITY PER REEL & PACKING INFORMATION](#)

Custom versions available upon request.

© 2019 Signal Transformer –Specification subject to change without notice. 12.19