

Miniature Fuse with Pigtail, 5.4 x 22.5 mm, Time-Lag T, L, 250 VAC



IEC 60127-2 · 250 VAC · Time-Lag T

See below:

[Approvals and Compliances](#)

Description

- IEC Standard Fuse
- L = Low Breaking Capacity (Glass Tube)

Unique Selling Proposition

- Suitable for pulse-shaped continuous currents

[Application Note Primary Protection in Equipment](#) with further information on increased [Pulse Strength](#) and their test conditions according to international standards see [Impulse Withstand Voltage](#)


Applications

- Primary Protection on PCB

Weblinks

[pdf data sheet](#), [html datasheet](#), [General Product Information](#), [Distributor-Stock-Check](#), [Detailed request for product](#)

Technical Data

Rated Voltage	250 VAC
Rated current	0.05 - 20 A
Breaking Capacity	35 A - 200 A
Characteristic	Time-Lag T
Admissible Ambient Air Temp.	-55 °C to 125 °C
Climatic Category	55/125/21 acc. to IEC 60068-1
Material: Tube	Glass
Material: Endcaps	Nickel-Plated Copper Alloy
Material: Axial Leads	Tin-Plated Copper
Unit Weight	1.48 g
Storage Conditions	0 °C to 60 °C, max. 70% r.h.
Product Marking	 , Rated current, Rated Voltage, Characteristic, Breaking Capacity, Certification marks

Soldering Methods	Wave Soldering Profile
Solderability	235 °C / 2 sec acc. to IEC 60068-2-20, Test Ta, method 1
Resistance to Soldering Heat	260 °C / 5 sec acc. to IEC 60068-2-20, Test Tb, method 1A

Approvals and Compliances


Detailed information on product approvals, code requirements, usage instructions and detailed test conditions can be looked up in [Details about Approvals](#)

SCHURTER products are designed for use in industrial environments. They have approvals from independent testing bodies according to national and international standards. Products with specific characteristics and requirements such as required in the automotive sector according to IATF 16949, medical technology according to ISO 13485 or in the aerospace industry can be offered exclusively with customer-specific, individual agreements by SCHURTER.

Approvals




The approval mark is used by the testing authorities to certify compliance with the safety requirements placed on electronic products.

Approval Reference Type: FST 5x20 Pigtail

Approval Logo	Certificates	Certification Body	Description
	UL Approvals	UL	UR File Number: E41599


Product standards

Product standards that are referenced

Organization	Design	Standard	Description
	Designed according to	IEC 60127-2/3	Miniature fuses. Part 2. Cartridge fuse links
	Designed according to	UL 248-14	Low voltage fuses - Part 14: Additional fuses
	Designed according to	CSA22.2 No. 248.14	Low-Voltage Fuses - Part 14: Supplemental Fuses






Application standards

Application standards where the product can be used

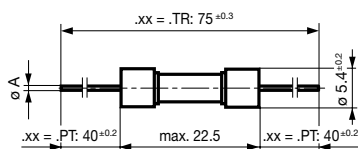
Organization	Design	Standard	Description
	Designed for applications acc.	IEC/UL 62368-1	Audio/video, information and communication technology equipment - Part 1: Safety requirements

Compliances

The product complies with following Guide Lines

Identification	Details	Initiator	Description
	CE declaration of conformity	SCHURTER AG	The CE marking declares that the product complies with the applicable requirements laid down in the harmonisation of Community legislation on its affixing in accordance with EU Regulation 765/2008.
	UKCA declaration of conformity	SCHURTER AG	The UKCA marking declares that the product complies with the applicable requirements laid down in the British Amendment of Regulation (EC) 765/2008.
	RoHS	SCHURTER AG	Directive RoHS 2011/65/EU, Amendment (EU) 2015/863
	China RoHS	SCHURTER AG	The law SJ / T 11363-2006 (China RoHS) has been in force since 1 March 2007. It is similar to the EU directive RoHS.
	REACH	SCHURTER AG	On 1 June 2007, Regulation (EC) No 1907/2006 on the Registration, Evaluation, Authorization and Restriction of Chemicals 1 (abbreviated as "REACH") entered into force.

Dimension [mm] 

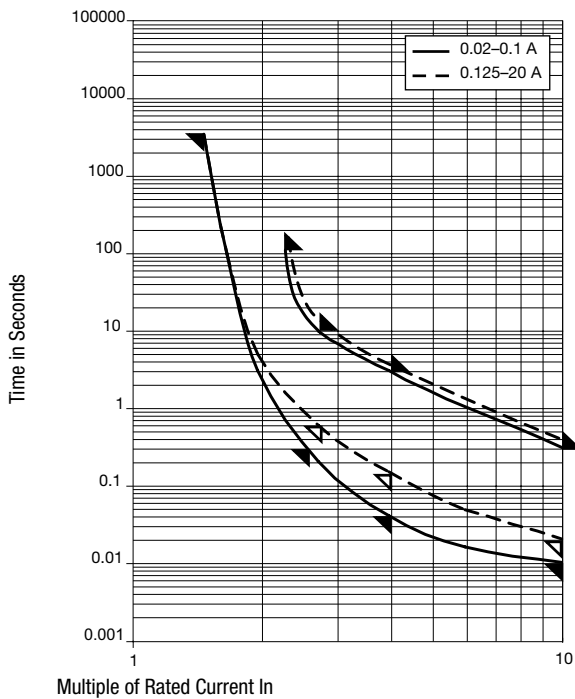


$I_n \leq 6.3 \text{ A}$:	$\varnothing A = 0.65 \text{ mm}$
$8 \text{ A} \leq I_n \leq 12.5 \text{ A}$:	$\varnothing A = 0.8 \text{ mm}$
$I_n \geq 16 \text{ A}$:	$\varnothing A = 1.0 \text{ mm}$


Pre-Arcing Time


Rated Current I_n	1.5 x I_n min.	2.1 x I_n max.	2.75 x I_n min.	2.75 x I_n max.	4.0 x I_n min.	4.0 x I_n max.	10.0 x I_n min.	10.0 x I_n max.
0.05 A - 0.1 A	60 min	120 s	200 ms	10 s	40 ms	3 s	10 ms	300 ms
0.125 A - 6.3 A	60 min	120 s	600 ms	10 s	150 ms	3 s	20 ms	300 ms
8 A - 20 A	30 min	120 s	600 ms	10 s	150 ms	3 s	20 ms	300 ms

Time-Current-Curves



All Variants

Rated Current [A]	Rated Voltage [VAC]	Breaking Capacity	Voltage Drop 1.0 I _n max. [mV]	Voltage Drop 1.0 I _n typ. [mV]	Power Dissipation 1.5 I _n max. [mW]	Power Dissipation 1.5 I _n typ. [mW]	Melting I ² t 10.0 I _n typ. [A ² s]		Order Number
0.05	250	1)	3500	950	1600	125	0.0363	●	0034.3104.PT
0.05	250	1)	3500	950	1600	125	0.0363	●	0034.3104.TR
0.063	250	1)	3000	1300	1600	200	0.0401	●	0034.3105.PT
0.063	250	1)	3000	1300	1600	200	0.0401	●	0034.3105.TR
0.08	250	1)	3000	1100	1600	300	0.057	●	0034.3106.PT
0.08	250	1)	3000	1100	1600	300	0.057	●	0034.3106.TR
0.1	250	1)	2500	565	1600	155	0.107	●	0034.3107.PT
0.1	250	1)	2500	565	1600	155	0.107	●	0034.3107.TR
0.125	250	1)	2000	400	1600	200	0.064	●	0034.3108.PT
0.125	250	1)	2000	400	1600	200	0.064	●	0034.3108.TR
0.16	250	1)	1900	415	1600	185	0.23	●	0034.3109.PT
0.16	250	1)	1900	415	1600	185	0.23	●	0034.3109.TR
0.2	250	1)	1500	270	1600	200	0.256	●	0034.3110.PT
0.2	250	1)	1500	270	1600	200	0.256	●	0034.3110.TR
0.25	250	1)	1300	210	1600	200	0.238	●	0034.3111.PT
0.25	250	1)	1300	210	1600	200	0.238	●	0034.3111.TR
0.315	250	1)	1100	170	1600	200	0.544	●	0034.3112.PT
0.315	250	1)	1100	170	1600	200	0.544	●	0034.3112.TR
0.4	250	1)	1000	150	1600	200	0.768	●	0034.3113.PT
0.4	250	1)	1000	150	1600	200	0.768	●	0034.3113.TR
0.5	250	1)	900	160	1600	200	3	●	0034.3114.PT
0.5	250	1)	900	160	1600	200	3	●	0034.3114.TR
0.63	250	1)	300	160	1600	300	4.35	●	0034.3115.PT
0.63	250	1)	300	160	1600	300	4.35	●	0034.3115.TR
0.8	250	1)	250	120	1600	300	3.85	●	0034.3116.PT
0.8	250	1)	250	120	1600	300	3.85	●	0034.3116.TR
1	250	1)	150	60	1600	200	3.3	●	0034.3117.PT
1	250	1)	150	60	1600	200	3.3	●	0034.3117.TR

Rated Current [A]	Rated Voltage [VAC]	Breaking Capacity	Voltage Drop 1.0 I _n max. [mV]	Voltage Drop 1.0 I _n typ. [mV]	Power Dissipation 1.5 I _n max. [mW]	Power Dissipation 1.5 I _n typ. [mW]	Melting I ² t 10.0 I _n typ. [A ² s]		Order Number
1.25	250	1)	150	60	1600	300	5.5	●	0034.3118.PT
1.25	250	1)	150	60	1600	300	5.5	●	0034.3118.TR
1.6	250	1)	150	60	1600	300	10.5	●	0034.3119.PT
1.6	250	1)	150	60	1600	300	10.5	●	0034.3119.TR
2	250	1)	150	60	1600	300	16	●	0034.3120.PT
2	250	1)	150	60	1600	300	16	●	0034.3120.TR
2.5	250	1)	120	60	1600	400	21.9	●	0034.3121.PT
2.5	250	1)	120	60	1600	400	21.9	●	0034.3121.TR
3.15	250	1)	100	60	1600	500	47	●	0034.3122.PT
3.15	250	1)	100	60	1600	500	47	●	0034.3122.TR
4	250	2)	100	60	1600	800	68.3	●	0034.3123.PT
4	250	2)	100	60	1600	800	68.3	●	0034.3123.TR
5	250	2)	100	60	1600	900	102	●	0034.3124.PT
5	250	2)	100	60	1600	900	102	●	0034.3124.TR
6.3	250	2)	100	60	1600	1000	190	●	0034.3125.PT
6.3	250	2)	100	60	1600	1000	190	●	0034.3125.TR
8	250	2)	100	60	4000	1300	275	●	0034.3126.PT
8	250	2)	100	60	4000	1300	275	●	0034.3126.TR
10	250	2)	100	60	4000	1300	520	●	0034.3127.PT
10	250	2)	100	60	4000	1300	520	●	0034.3127.TR
12.5	250	2)	-	60	-	2500	750	●	0034.3128.PT
12.5	250	2)	-	60	-	2500	750	●	0034.3128.TR
16	250	2)	-	60	-	3300	1638	●	0034.3129.PT
16	250	2)	-	60	-	3300	1638	●	0034.3129.TR
20	250	2)	-	60	-	4200	3057	●	0034.3130.PT
20	250	2)	-	60	-	4200	3057	●	0034.3130.TR

Most Popular.

Availability for all products can be searched real-time: <https://www.schurter.com/en/Stock-Check/Stock-Check-SCHURTER>

1) 35 A @ 250 VAC

2) 10 In @ 250 VAC

Packaging Unit

.xx = .PT
 .xx = .TR

Bulk (1000 pcs.)
 Taped 33 cm Reel (1000 pcs.)