



All information contained herein applies only to the above listed part number. Other versions of this part number with electrical or mechanical variations are available. Contact CUI Inc. for further assistance. 9615 SW Allen Blvd., Ste. 103, Beaverton OR 97005
800-275-4899 • 503-643-4899 • Fax: 503-643-6129 • www.cui.com

SPECIFICATION TRANSFORMER

<i>CUSTOMER</i>		<i>PART NAME</i>	AC/DC ADAPTOR
<i>CUST.NO.</i>		<i>MODEL NO</i>	DPD090065-P5P-SZ
		<i>DESIGNED NO.</i>	

1. MECHANICAL SPECIFICATION:

- 1.1 Apperance:Damage, Rust, Foam not permitted.
 1.2 Pull Test for output cord: The output cord shall withstand a direct pull of 10 Kg applied for one minute without loosening, snapping and other damages.
 1.3 Drop Test: Without exposing live parts by crack or open of enclosure even if the unit shall dropped at 3 times from height of 91.5cm onto a flat oak+plywood board which is 60mm thick.
 1.4 Impregnation:Varnished or Welded.

2. ELECTRICAL CHARACTERISTICS:

- 2.1 Primary rated voltage & frequency & power rating: AC 120 V 60 Hz 10 W.
 2.2 Exciting Current:Input primary AC 120 V 60 Hz 70 mA MAX.
 2.3 Secondary output voltage:


Input Voltage	Output Voltage	Rated Current	No Load Voltage	Ripple Voltage
120V	DC 9V±5%	DC 650mA	DC 14.5V MAX	

2.4 Hi-pot Test: The unit shall withstand for one minute without breakdown, application of AC 1250 V between input blade and output plug.(All production goods will be 100% hi-pot tested: AC 1600 V for two second.)
 Leakage current: 1 mA.

2.5 Insulation Test: Insulation resistance between input and output plug and case, shall not be less than 100M ohms measured by 500 VDC insulation resistance tester.

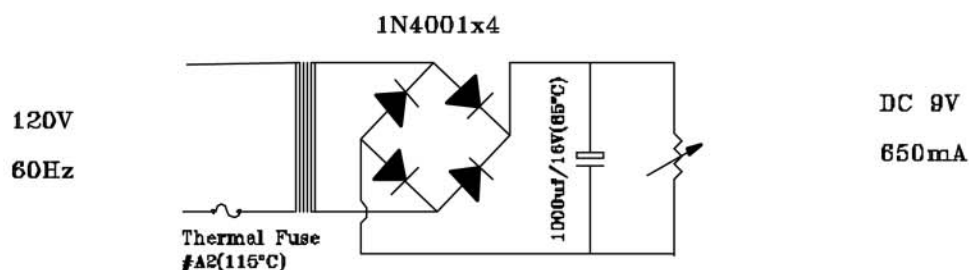
2.6 Humidity Test: Temp 40±2°C relative humidity 90% R.H. for 96 hours, after keeping 30 minutes following insulation must be large than 5M ohms.

2.7 Temperature Rise Test:less than 70°C for rated test with Resistance method.

2.8 Output polarity: 

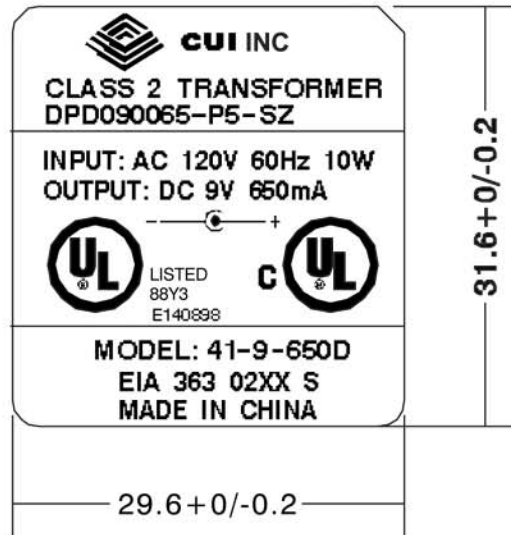
3. Safety Standard: UL/cUL.

4. Circuit Diagram:





All information contained herein applies only to the above listed part number. Other versions of this part number with electrical or mechanical variations are available. Contact CUI Inc. for further assistance. 9615 SW Allen Blvd., Ste. 103, Beaverton OR 97005
 800-275-4899 • 503-643-4899 • Fax: 503-643-6129 • www.cui.com



Remarks: 02XX S

02 provides production year

XX provides production week

S Fu Yong

Adhesion strength of specification label (Tape peeling test).

Firmly apply pressure sensitive adhesive tape on the middle of

The specification label to the lengthwise direction.

Pull the tape off quickly at a 90° angle to the surface of

the label once.

[Specification] There shall be no blistering or peeling.

of the specification label.

[Used adhesive tape] 3m #44 tape 18 width.

Thickness:0.2mm

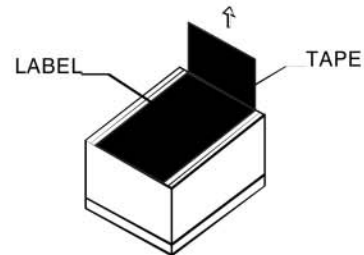
Material: ● PVC

○ ALUMINIUM

● BLACK WORD ON SILVER BASE

○ SILVER WORD ON BLACK BASE

○ WHITE WORD ON BLACK BASE



CASE NO.

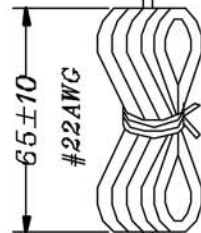
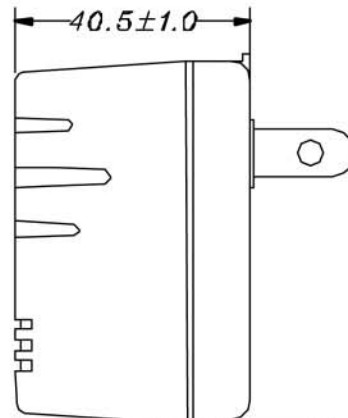

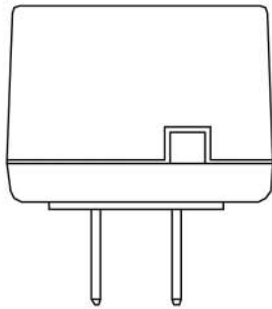
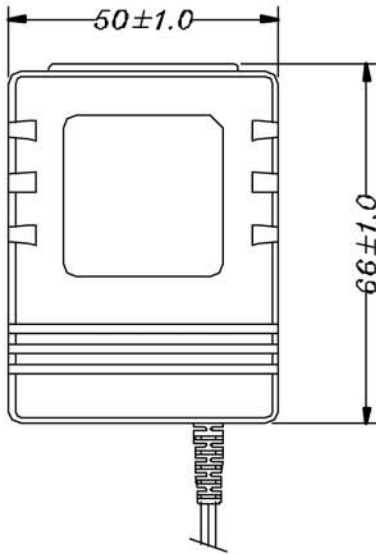
DESIGNED NO.

SCALE
2:1

UNITS
mm

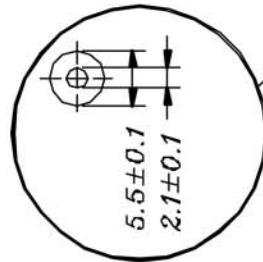


All information contained herein applies only to the above listed part number. Other versions of this part number with electrical or mechanical variations are available. Contact CUI Inc. for further assistance. 9615 SW Allen Blvd., Ste. 103, Beaverton OR 97005
800-275-4899 • 503-643-4899 • Fax: 503-643-6129 • www.cui.com



1830+150-50

9.5±0.5



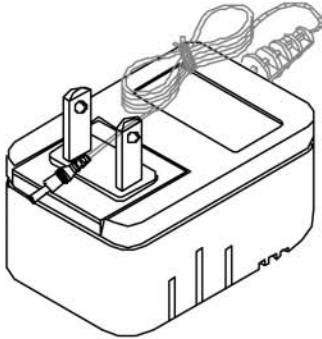
SCALE

UNITS

mm



All information contained herein applies only to the above listed part number. Other versions of this part number with electrical or mechanical variations are available. Contact CUI Inc. for further assistance. 9615 SW Allen Blvd., Ste. 103, Beaverton OR 97005
 800-275-4899 • 503-643-4899 • Fax: 503-643-6129 • www.cui.com



CARTON SIZE: 373X357X189mm

373X357X189mm

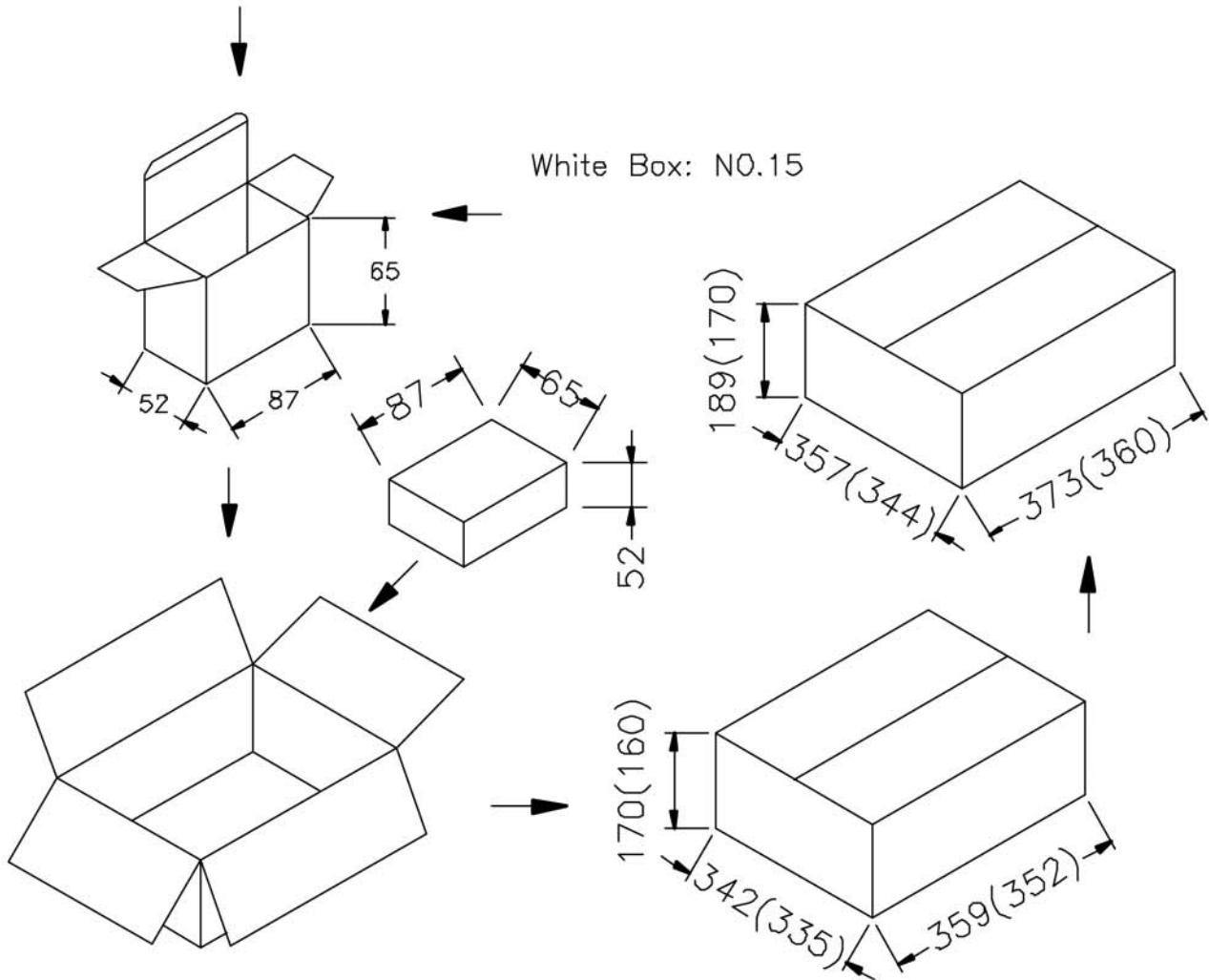
Q'TY: 60pcs(20X3X1)

60pcs(20X3X1)

N.W.: 17KGS

G.W.: 19KGS

White Box: NO.15



REMARK:

HORIZONTAL

DWG. NO

DESIGNER

CY

APPROVER

MATERIAL

CARTON: A=B(6mm)

CHECKER

DATE

UNIT

mm