

Low-Peak™ LPJ Class J 600Vac/300Vdc, 70-600A, dual element, time-delay fuses



Available with *easyID™* open fuse indication

Catalog symbols:

- LPJ-(amp)SP (non-indicating)
- LPJ-(amp)SPI (indicating)

Description:

Bussmann® series Ultimate protection LPJ Class J dual element, current-limiting, time-delay fuses available with optional open fuse indication. Time-delay – 10 seconds (minimum) at 500% of rated current.

Specifications:

Ratings

- Volts
 - 600Vac
 - 300Vdc*
- Amps 70-600A
- IR
 - 300kA Vac RMS Sym.
- 100kA Vdc

* Indicating versions not Vdc rated.

Agency information

- cULus Listed file No. JDDZ.E4273
 - UL 248-8 – Class J Fuses
 - CSA C22.2 No. 248.8 – Class J Fuses
- CE
- RoHS compliant



Catalog numbers (amps) - non-indicating fuses*

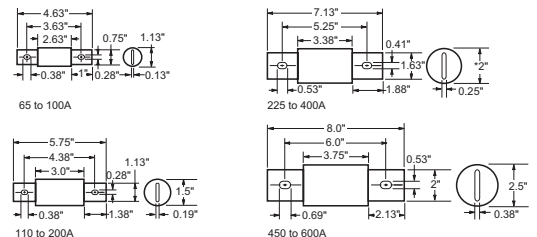
LPJ-70SP	LPJ-125SP	LPJ-250SP	LPJ-500SP
LPJ-80SP	LPJ-150SP	LPJ-300SP	LPJ-600SP
LPJ-90SP	LPJ-175SP	LPJ-350SP	
LPJ-100SP	LPJ-200SP	LPJ-400SP	
LPJ-110SP	LPJ-225SP	LPJ-450SP	

*Open fuse indication available on all part numbers by inserting the suffix "I", e.g., LPJ-90SPI. Requires 75Vac minimum voltage. Indicating fuses are not Vdc rated.

Carton Quantity:

Amp rating	Carton qty.
70–200	5
225–600	1

Dimensions - in:



Features:

- Industry's only UL Listed and CSA Certified fuse with a 300kA interrupting rating that allows for simple, worry-free installation in virtually any application.
- Fast short-circuit protection and dual-element, time-delay performance provide ultimate protection.
- Reduces existing fuse inventory by up to 33% when upgrading to Low-Peak fuses.
- Consistent 2:1 ampacity ratios for all Low-Peak fuses make selective coordination easy.
- Long time-delay minimizes needless fuse openings due to temporary overloads and transient surges.
- Current-limitation protects downstream components against damaging thermal and magnetic effects of short-circuit currents.
- Dual-element fuses have lower resistance than ordinary fuses so they run cooler.
- Can often be sized for back-up protection against motor burnout from overload or single-phasing if other overload protective devices fail.
- Proper sizing can provide "no damage" Type 2 coordinated protection for NEMA® and IEC® motor controllers.
- Space-saving package for equipment downsizing.

Recommended fuse blocks:

Fuse amps	1-Pole	2-Pole	3-Pole
70-100	JM60100-1CR	JM60100-2CR	JM60100-3CR
110-200	JM60200-1CR	JM60200-2CR	JM60200-3CR
225-400	JM60400-1CR	JM60400-2CR	JM60400-3CR
450-600	JM60600-1CR	JM60600-2CR	JM60600-3CR

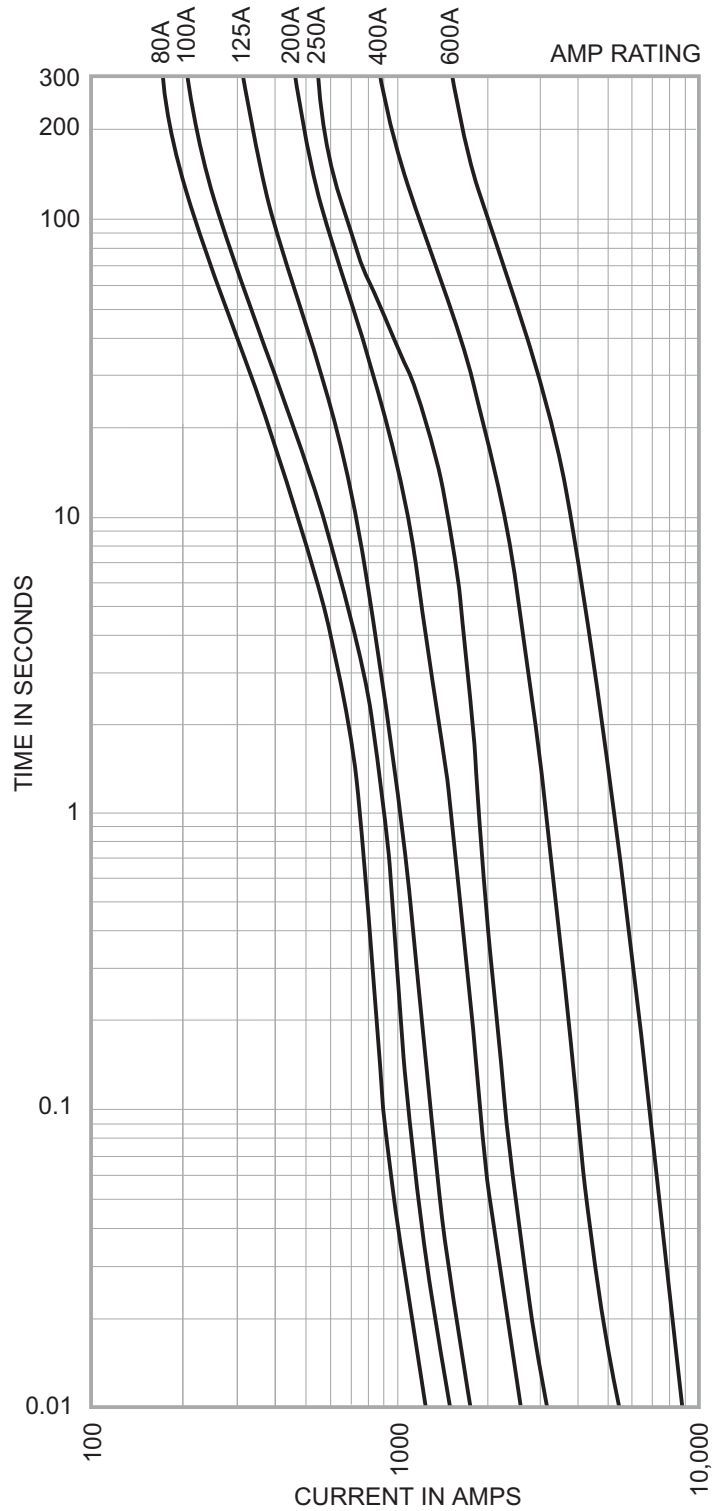
For additional information on the JM fuse blocks, see product brochure no. 3192.

Fuse reducers for Class J fuses:

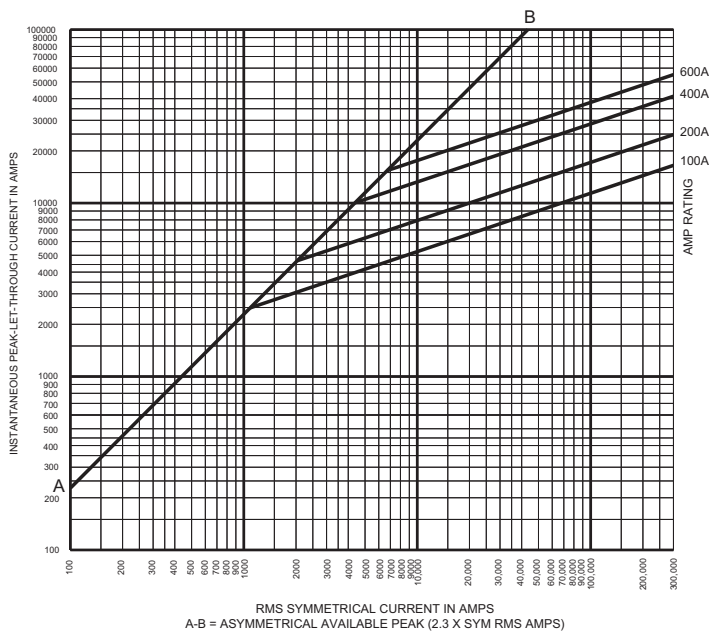
Equipment fuse clips	Desired fuse (case) size	Catalog numbers (pairs)
100A	30A	J-13
	60A	J-16
200A	60A	J-26†
	100A	J-21†
400A	100A	J-41†
	200A	J-42†
600A	200A	J-62†
	400A	J-64†

† Not for bolt-in applications.

Time-current curves - average melt:



Current-limitation curves:



Current-limiting effects:

Prospective S.C.C.	Let-through current (apparent RMS symmetrical vs. fuse rating)			
	100A	200A	400A	600A
1000	1000	1000	1000	1000
3000	2000	2000	3000	3000
5000	2000	3000	5000	5000
10,000	2000	4000	6000	8000
15,000	3000	4000	7000	9000
20,000	3000	4000	7000	10,000
25,000	3000	5000	8000	10,000
30,000	3000	5000	8000	11,000
35,000	4000	5000	9000	12,000
40,000	4000	6000	9000	12,000
50,000	4000	6000	10,000	13,000
60,000	4000	6000	11,000	14,000
80,000	5000	7000	12,000	15,000
100,000	5000	8000	12,000	17,000
150,000	6000	9000	14,000	19,000
200,000	6000	9000	16,000	21,000
250,000	7000	10,000	17,000	23,000
300,000	7000	11,000	18,000	24,000

The only controlled copy of this data sheet is the electronic read-only version located on the Eaton network drive. All other copies of this document are by definition uncontrolled. This bulletin is intended to clearly present comprehensive product data and provide technical information that will help the end user with design applications. Eaton reserves the right, without notice, to change design or construction of any products and to discontinue or limit distribution of any products. Eaton also reserves the right to change or update, without notice, any technical information contained in this bulletin. Once a product has been selected, it should be tested by the user in all possible applications.

Eaton
1000 Eaton Boulevard
Cleveland, OH 44122
Eaton.com

Bussmann Division
114 Old State Road
Ellisville, MO 63021
United States
Eaton.com/bussmannseries

© 2023 Eaton
All Rights Reserved
Printed in USA
Publication No. 1007 — BU-SB13689
July 2023

Eaton, Bussmann and Low-Peak are valuable trademarks of Eaton in the US and other countries. You are not permitted to use the Eaton trademarks without prior written consent of Eaton.

CSA is a registered trademark of the Canadian Standards Group.
IEC is a registered trademark of the International Electrotechnical Commission.
NEMA is a registered trademark of the National Electrical Manufacturers Association.
UL is a registered trademark of the Underwriters Laboratories, Inc.

For Eaton's Bussmann series
product information,
call **1-855-287-7626** or visit:
Eaton.com/bussmannseries

Follow us on social media to get the
latest product and support information.

