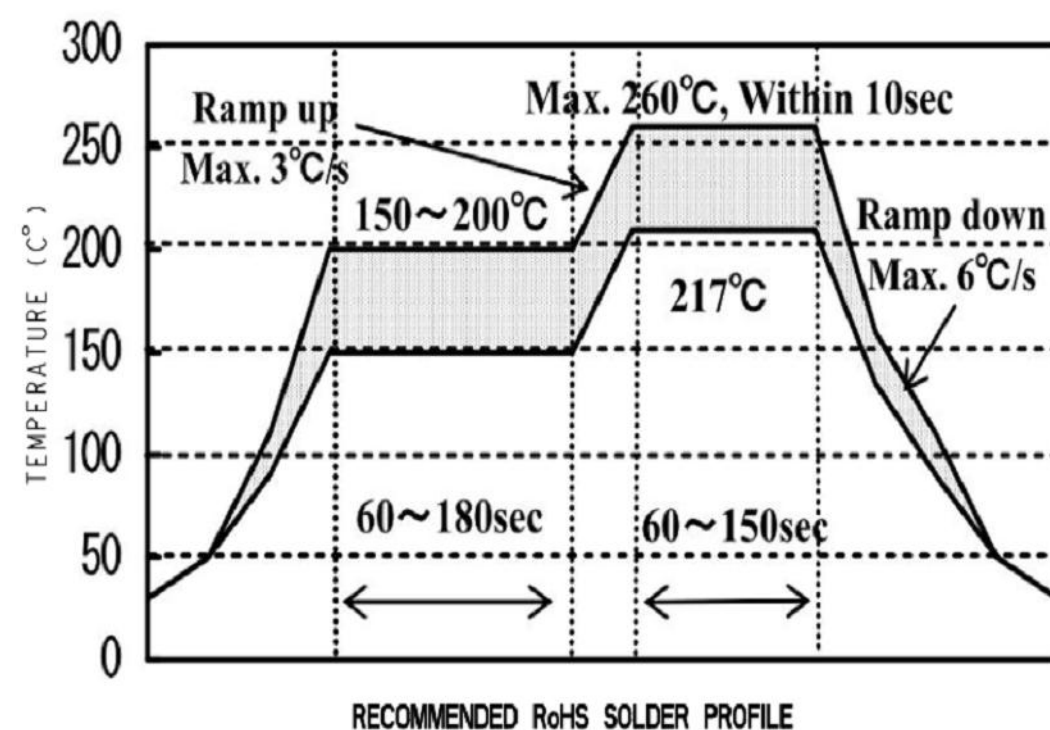
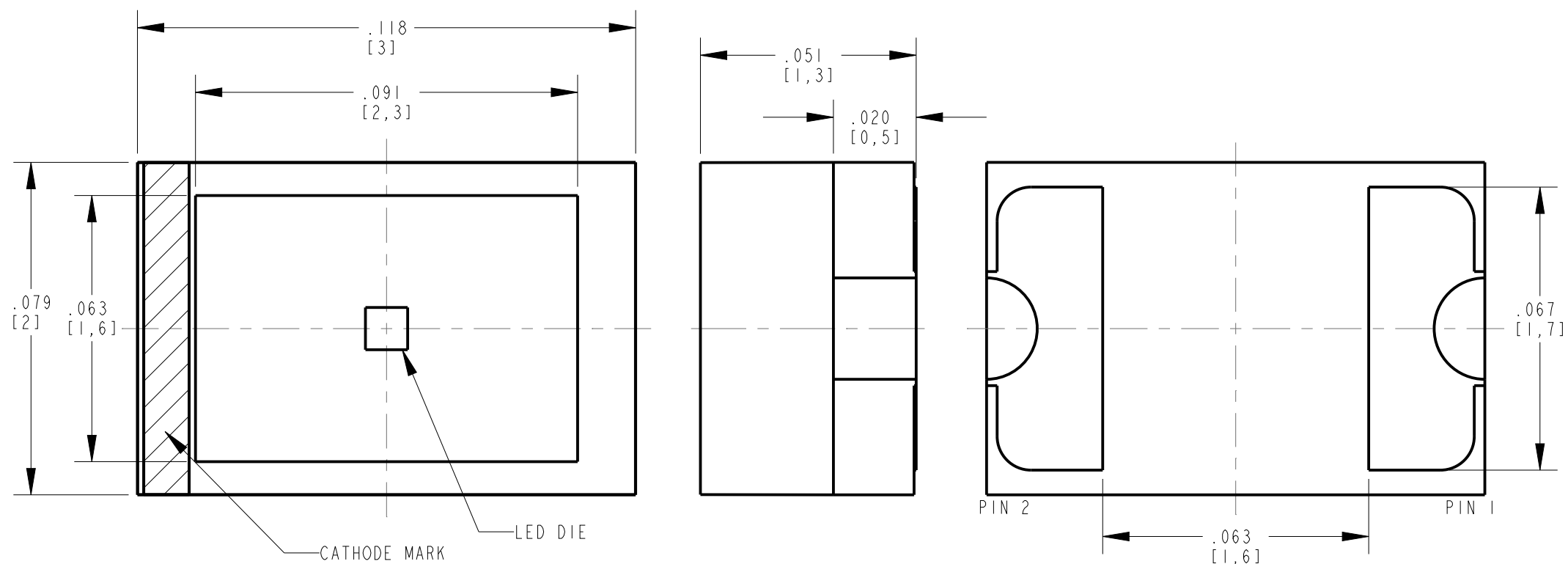


DIALIGHT PART NUMBER	PACKAGING	LED COLOR
597-3002-502F	SAMPLE STRIP	AlInGaP RED (630 nm)
597-3002-507F	7" REEL	
597-3032-502F	SAMPLE STRIP	AlInGaP RED (620 nm)
597-3032-507F	7" REEL	
597-3202-502F	SAMPLE STRIP	AlInGaP ORANGE
597-3202-507F	7" REEL	
597-3402-502F	SAMPLE STRIP	AlInGaP YELLOW
597-3402-507F	7" REEL	
597-3502-502F	SAMPLE STRIP	AlInGaP YELLOW GREEN
597-3502-507F	7" REEL	
597-3312-502F	SAMPLE STRIP	AlInGaP GREEN (560 nm)
597-3312-507F	7" REEL	
597-3322-502F	SAMPLE STRIP	InGaN GREEN (525 nm)
597-3322-507F	7" REEL	
597-3602-502F	SAMPLE STRIP	InGaN BLUE
597-3602-507F	7" REEL	
597-3902-502F	SAMPLE STRIP	InGaN WHITE
597-3902-507F	7" REEL	

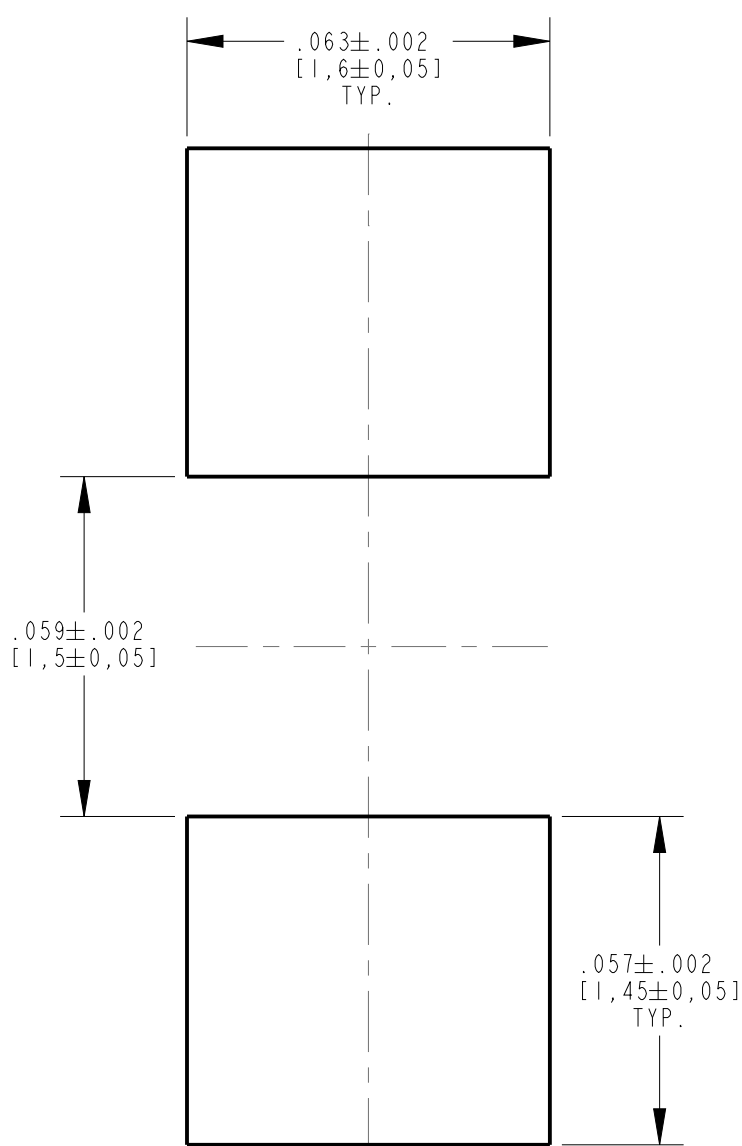
**RoHS COMPLIANT 597-3XX2-50XF**

Part Numbers with the "F" suffix ending are RoHS Compliant. For example: 597-3002-502F  
 Reel and bag packaging are marked with "RoHS Compliant" label or equivalent markings. These parts can be used with RoHS reflow profile. Parts can be wave soldered, dip soldered or hand soldered using typical lead-free soldering process with max 260°C temp. for 5 sec.

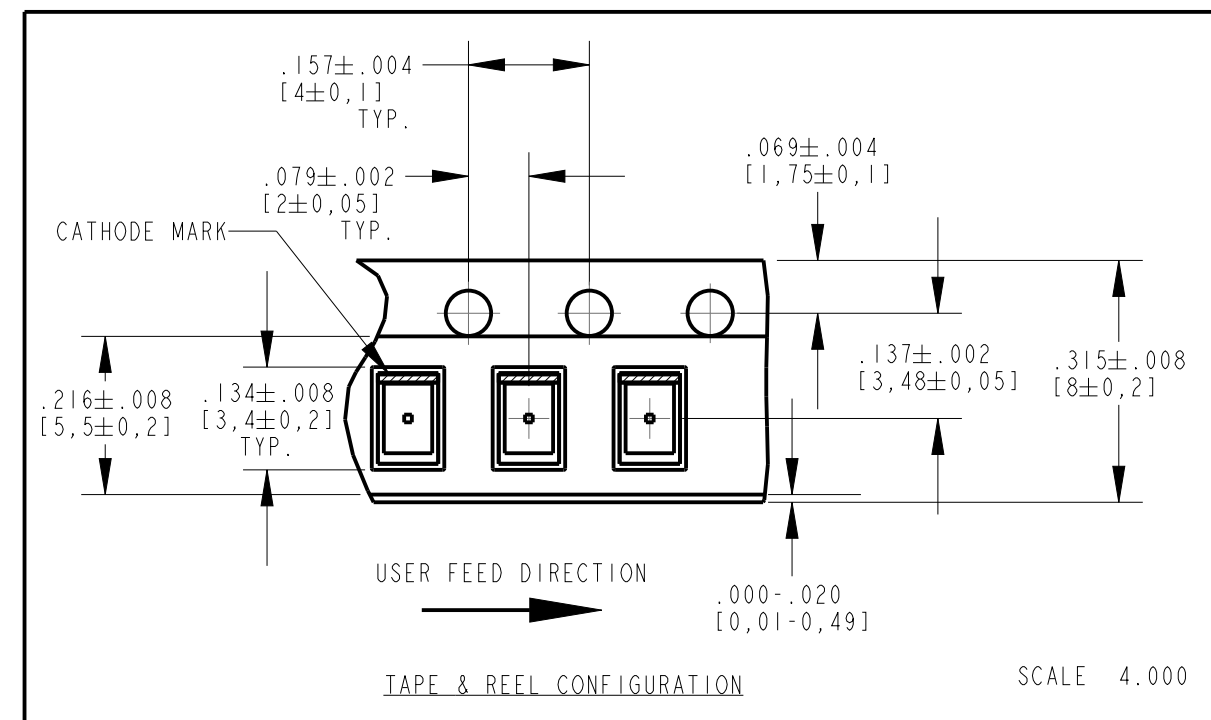


LED COLOR	OPERATING CHARACTERISTICS AT 25°C AMBIENT										
	LUMINOUS INTENSITY @I <sub>f</sub> = 20 mA (mcd)			FORWARD VOLTAGE @I <sub>f</sub> = 20 mA (V)		REVERSE CURRENT (μA)	DOMINANT WAVELENGTH (nm)			PEAK WAVELENGTH (nm)	VIEWING ANGLE (DEG)
	MIN	TYP	MAX	TYP	MAX	MAX	MIN	TYP	MAX	TYP	TYP
AlInGaP RED (630 nm)	25	63	160	2.2	2.7	10	625	630	635	630	110
AlInGaP RED (620 nm)	40	100	250	2.2	2.7	10	615	620	625	620	110
AlInGaP ORANGE	63	160	400	2.2	2.7	10	602	605	608	605	110
AlInGaP YELLOW	63	160	400	2.2	2.7	10	587	590	593	590	110
AlInGaP YELLOW GREEN	10	25	63	2.2	2.7	10	569	572	575	572	110
GREEN (560 nm)	9	18	36	2.1	2.5	10	558	560	564	565	110
InGaN GREEN (525 nm)	56	140	360	3.2	4.0	100	520	525	535	523	110
InGaN BLUE	36	100	—	3.3	4.2	100	465	470	475	468	110
InGaN WHITE	360	900	1400	3.2	4.3	100	*X=0.3; Y=0.3			—	110

\*CHROMATICITY COORDINATES (TYP)



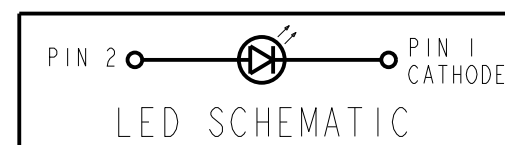
RECOMMENDED PAD LAYOUT



NOTES:

- EPOXY COLOR: WATER CLEAR.
- MOISTURE SENSITIVITY LEVEL: 3.
- TAPE & REEL AS PER EIA STANDARD 481-1-A; CATHODE TOWARDS SPROCKET.
- TAPE & REEL MAY REQUIRE RE-TAPING AFTER 12 MONTHS.
- PIN NUMBERS ARE FOR REFERENCE ONLY, DESIGNATION NON-EXISTENT ON PART.
- DIALIGHT PART NUMBERS: 597-3XX2-50XF.
- ...-502F SUFFIX MEANS PARTS PACKAGED ON A 20 PCS SAMPLE STRIP.
- ...-507F SUFFIX MEANS PARTS PACKAGED ON A 7" [Ø180mm] REEL, 2,500 PCS/REEL.
- PACKAGING TO INCLUDE LABEL CONTAINING DIALIGHT PART NUMBER, DATE CODE/LOT NO., LUMINOUS INTENSITY AND COLOR BINS, QTY/REEL, AND COUNTRY OF ORIGIN.
- THIS ASSEMBLY CONTAINS ELECTROSTATIC DISCHARGE SENSITIVE DEVICES (ESDS). MAINTAIN ALL PRECAUTIONARY MEASURES DURING ASSEMBLY, HANDLING AND STORAGE IN ACCORDANCE WITH IPC-A-610.

ABSOLUTE MAXIMUM RATINGS AT 25°C AMBIENT	LED COLOR										UNITS
	AlInGaP RED (630 nm)	AlInGaP RED (620 nm)	AlInGaP ORANGE	AlInGaP YELLOW	AlInGaP Y/G	GREEN (560 nm)	InGaN GREEN (525 nm)	InGaN BLUE	InGaN WHITE		
POWER DISSIPATION	54	54	54	54	54	62	84	84	84		mW
CONTINUOUS FORWARD CURRENT	20	20	20	20	20	25	20	20	20		mA
PEAK FORWARD CURRENT (1/10 DUTY CYCLE, 0.1ms PULSE WIDTH)	100	100	100	100	100	60	100	100	100		mA
LINEAR DERATING	0.26 (FROM 40°C)					0.50 (FROM 70°C)	0.40 (FROM 60°C)				mA/°C
REVERSE VOLTAGE	5										V
STORAGE TEMPERATURE	-40 TO +100										°C
OPERATING TEMPERATURE	-40 TO +85					-40 TO +100	-30 TO +85				°C



**ATTENTION:**  
OBSERVE PRECAUTIONS FOR HANDLING ELECTROSTATIC SENSITIVE DEVICES

THIS DRAWING AND THE CONTENTS HEREIN ARE CONFIDENTIAL AND THE SOLE PROPERTY OF DIALIGHT. REPRODUCTION OF THIS DRAWING OR CONSTRUCTION OF ANY PARTS WITHIN THIS DRAWING ARE FORBIDDEN WITHOUT THE WRITTEN CONSENT OF DIALIGHT.

SCALE: 30.000	DRAWING NUMBER	REV
ALL DIM'S IN: INCHES (MM)	C-17866	C
TOLERANCES: UNLESS OTHERWISE SPECIFIED	TITLE 1208 CHIP LED WITH REFLECTOR	
FRACTIONS: ±1/64	RoHS COMPLIANT	
DECIMALS (.XX): ±.02	MATERIAL	
DECIMALS (.XXX): ±.008	Dialight	
ANGLES: ±1°	1501 ROUTE 34 SOUTH	
FINISH:	FARMINGDALE, NJ 07727	
FSCM 83330	SHEET 1 OF 1	FAMILY TABLE: