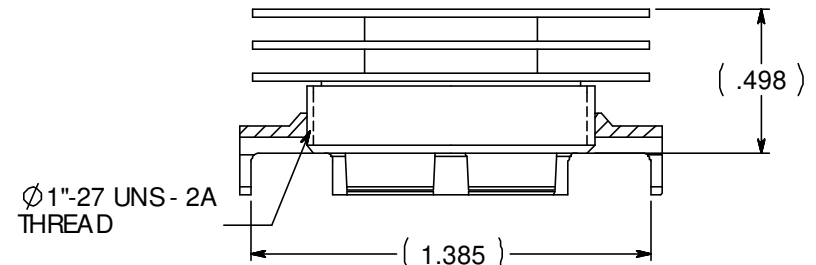
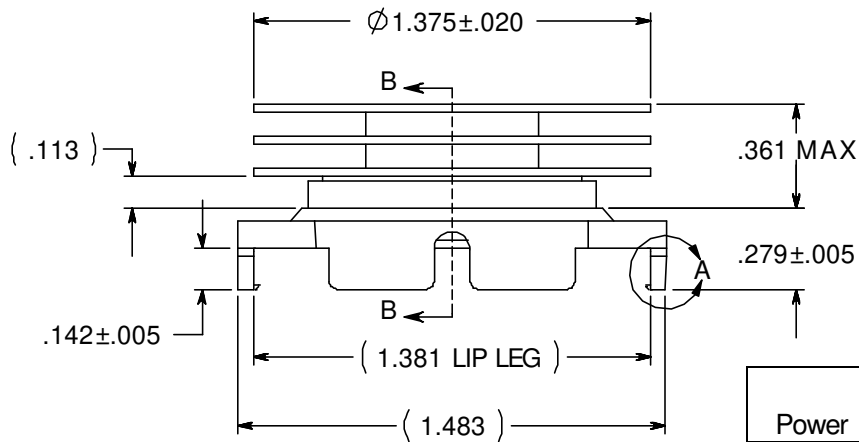
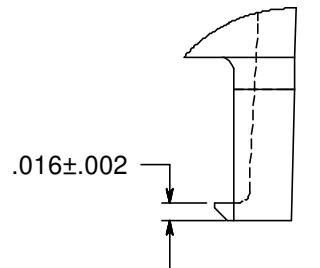
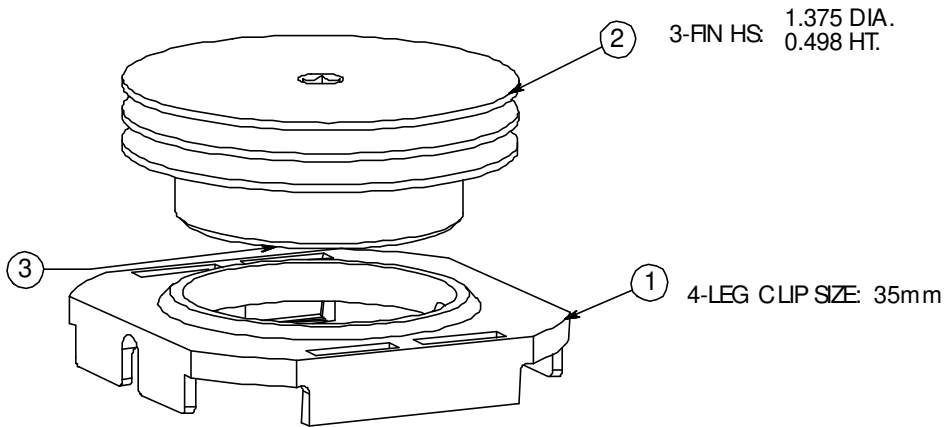


REVISION(S)			
LTR	DESCRIPTION	INIT	APP'D
A	ECR-05-017301	E.T 12/15/05	A.I 12/16/05



Power	° C/W @ Ambient	° C/W @ 200 LFM	° C/W @ 400 LFM	° C/W @ 600 LFM
5 Watts	12.14	5.64	3.70	2.60
10 Watts	11.21	5.94	3.86	2.77
15 Watts	10.41	6.24	3.87	2.83

CUSTOMER DRAWING

SPECIFICATIONS ARE SUBJECT TO CHANGE WITHOUT NOTICE

ITEM	DESCRIPTION	QTY
1	MOUNTING CLIP	1
2	HEAT SINK	1
3	INTERFACE	1

tyco / Electronics Attleboro Falls Massachusetts 02763

UNLESS OTHERWISE SPECIFIED TO LEFTRANCES ARE:

.XX ± .
.XXX ± .
.XXXX ± .
ANGLES ± °

DRAWN BY: E.TAO DATE: 12/15/05

ENGINEER: A.ILA DATE: 12/16/05

FILENAME PROJECT SYSTEM

MATERIAL: SEE NOTE

FINISH: SEE NOTE

CONFIDENTIAL PROPERTY OF TYCO ELECTRONICS. NOT TO BE DISCLOSED TO OTHERS. REPRODUCED OR USED FOR ANY PURPOSES EXCEPT AS AUTHORIZED IN WRITING BY AN AUTHORIZED OFFICIAL OF TYCO. MUST BE RETURNED TO TYCO ON DEMAND, ON COMPLETION OF ORDERS OR OTHER PURPOSES FOR WHICH LENT.

TITLE: 35mm HEATSINK ASSEMBLY (HTS338-P)

DIMENSIONS ARE IN: INCHES SCALE: 1.5:1 PART NO.: 7-1542001-9 SHEET: 1 OF 1

SIZE: A DWG. NO.: C-7-1542001-9 REV: A

THIRD ANGLE PROJECTION