


## HIGHLIGHTS

### FEATURES

- Center Barrier / Wire Protector
- 300V/600V up to 63A
- Cost effective reliable wire-to-wire solution
- Easy to use double-row terminal strips
- Panel mount or free float
- Finger safe metal parts
- Wire protector
- easy to cut to required pole configuration
- Pre cut version in stock
- Color: translucent white

### APPLICATIONS

- HVAC
- Appliances
- Equipment
- Power Distribution
- Junction Boxes
- Cost effective alternative to barrier strips



### Dimensions & Weight

Pitch Spacing	8 mm	10 mm	12 mm
Weight per piece (12 pole)	22 g	34 g	44 g

### Technical Data/Ratings

Approvals	CE	FI	EH									
Wire Size (solid / stranded)	22-12 AWG	22-16 AWG	0.2-1.5 mm <sup>2</sup>	22-10 AWG	18-12 AWG	0.2-4 mm <sup>2</sup>	20-8 AWG	18-10 AWG	0.2-6 mm <sup>2</sup>			
Voltage Rating	300 V	300 V	400 V	300 V	300 V	400 V	300 V	300 V	400 V			
Current Rating	20 A	15 A	15 A	30 A	30 A	26 A	40 A	40 A	44 A			
Torque	4.4 lb-in / 0.5 Nm			5.3 lb-in / 0.5 Nm			7 lb-in / 0.5 Nm					
Insulation Material	Polyamide 6.6			Polyamide 6.6			Polyamide 6.6					
Insert Material	Nickel Plated Copper Alloy			Nickel Plated Copper Alloy			Nickel Plated Copper Alloy					
Terminal Screw Material	Zinc Yellow Chromated Steel			Zinc Yellow Chromated Steel			Zinc Yellow Chromated Steel					

### Installation Instructions

Wire Stripping Length	5 mm (0.2 in.)	6 mm (0.24 in.)	7 mm (0.28 in.)
Mounting Hole Diameter	2.8 mm	3.5 mm	4.4 mm
Terminal Screw Size	M2.5	M3	M3.5

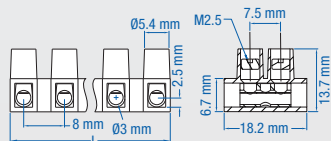
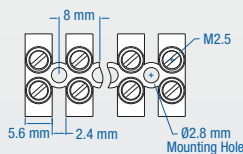
### Terminal Blocks

	Cat. No.	Length	Std. Pk.	Cat. No.	Length	Std. Pk.	Cat. No.	Length	Std. Pk.
2 pole	40.002	13.6 mm	100	40.202	17.0 mm	100	40.402	20.0 mm	100
3 pole	40.003	21.5 mm	100	40.203	27.0 mm	100	40.403	32.0 mm	100
4 pole	40.004	29.5 mm	100	40.204	37.0 mm	100	40.404	44.0 mm	100
5 pole	40.005	37.4 mm	100	40.205	47.0 mm	100	40.405	56.0 mm	100
6 pole	40.006	45.4 mm	50	40.206	57.0 mm	50	40.406	68.0 mm	50
7 pole	40.007	53.3 mm	50	40.207	67.0 mm	50	40.407	80.0 mm	50
8 pole	40.008	61.3 mm	50	40.208	77.0 mm	50	40.408	92.0 mm	50
9 pole	40.009	69.2 mm	50	40.209	87.0 mm	50	40.409	104.0 mm	50
10 pole	40.010	77.2 mm	50	40.210	97.0 mm	50	40.410	116.0 mm	50
11 pole	40.011	85.1 mm	50	40.211	107.0 mm	50	40.411	128.0 mm	50
12 pole	40.012	93.0 mm	50	40.212	117.0 mm	50	40.412	140.0 mm	50

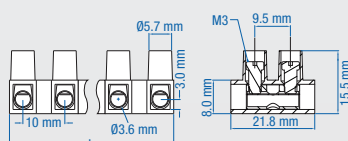
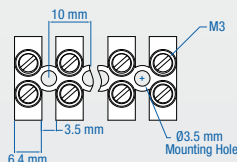
### Accessories

	Cat. No.	Std. Pk.	Cat. No.	Std. Pk.	Cat. No.	Std. Pk.
External Jumpers	HCL8-2	100	HCL10-2	100	HCL12-2	100
	HCL8-3	100	HCL10-3	100	HCL12-3	100
	HCL8-4	100	HCL10-4	100	HCL12-4	100
	HCL8-12	25	HCL10-12	25	HCL12-12	25
Marking Plates	-	-	BS24E	25	BS60E	25
	-	-	BS24EM1-12	25	BS60EM1-12	25
	-	-	BS24EM13-24	25	BS60EM13-24	25

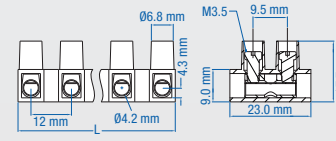
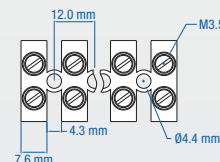
### TS1.5 DIMENSIONS



### TS2.5 DIMENSIONS



### TS6 DIMENSIONS



(All dimensions are shown in mm, to convert to inches please divide by 25.4)