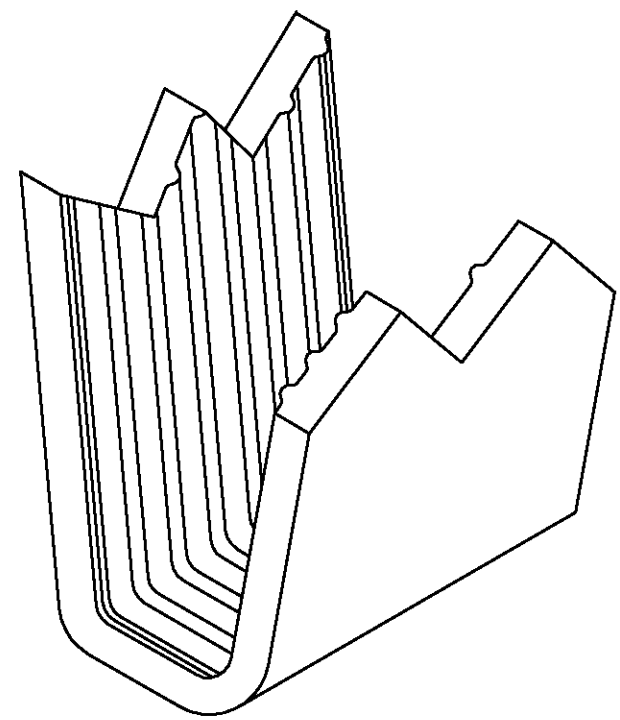
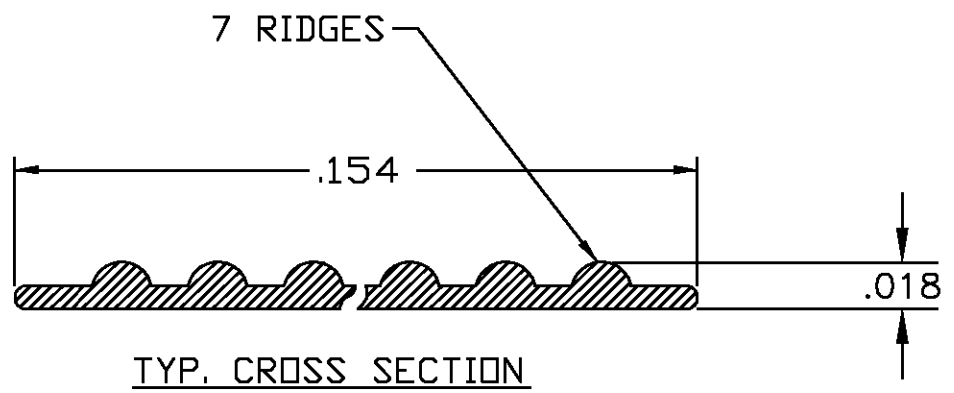
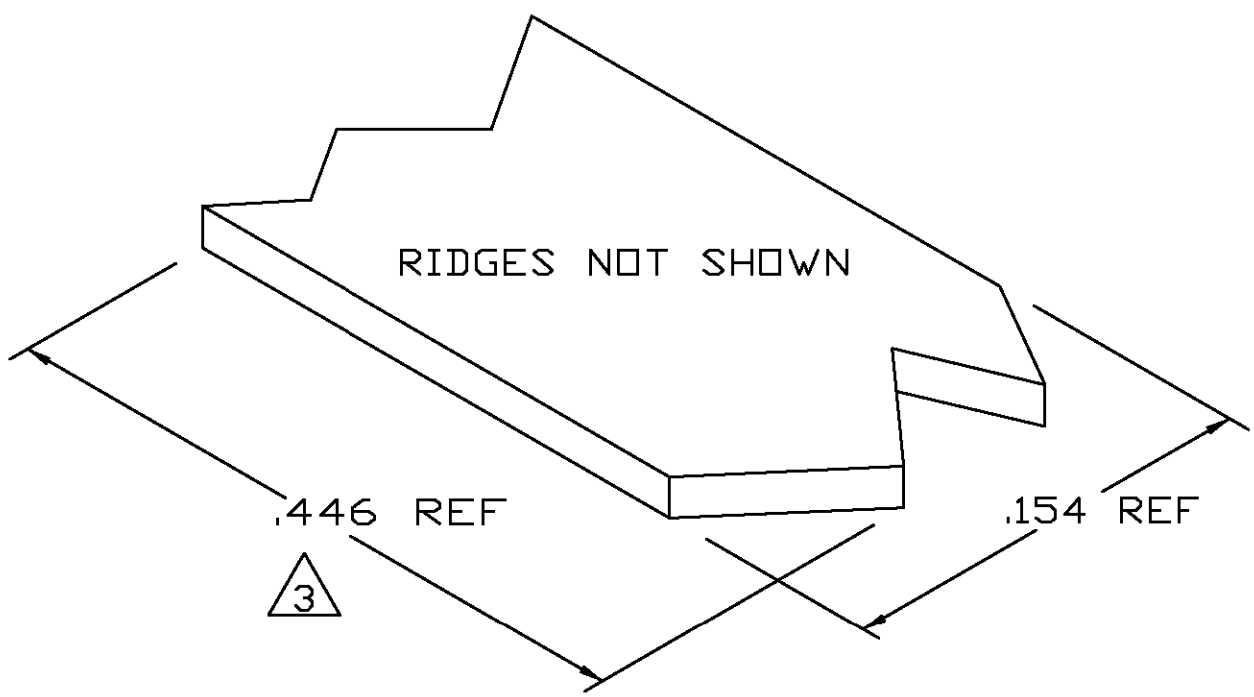


THIS DRAWING IS UNPUBLISHED. RELEASED FOR PUBLICATION
 © COPYRIGHT - BY TYCO ELECTRONICS CORPORATION. ALL RIGHTS RESERVED.

LOC	DIST	REVISIONS			
P	LTR	DESCRIPTION	DATE	DWN	APVD
		0	TRANSFERED TO TYCO FORMAT	16SEP02	MF EH

- 1 CRIMPBAND MATERIAL PROVIDED IN CONTINUOUS STRIP.
- 2 REFERENCE DESCRIPTIVE PART NUMBER L125D18B.
- 3 BLANK LENGTH DETERMINED BY 125 TOOLSET.



PARTIAL FORMED VIEW (REF)
 FORMED BY APPLICATION TOOLING

1601726-1
 PART NUMBER

THIS DRAWING IS A CONTROLLED DOCUMENT.		DWN MICHAEL S. FEHER 16SEP2002	Tyco Electronics Corporation Harrisburg, PA 17105-3608	
DIMENSIONS: INCHES	TOLERANCES UNLESS OTHERWISE SPECIFIED:	CHK EDWARD HOWARD 16SEP2002	NAME -	
	0 PLC ± -	APVD EDWARD HOWARD 16SEP2002	PRODUCT SPEC -	
	1 PLC ± -	PRODUCT SPEC	APPLICATION SPEC -	
	2 PLC ± -	WEIGHT	-	
	3 PLC ± .005	SIZE A3		
	4 PLC ± -	CAGE CODE 00779		
	ANGLES ± -	DRAWING NO 1601726		
MATERIAL UNS C26000 BRASS	FINISH NONE	RESTRICTED TO -		
CUSTOMER DRAWING		SCALE 1:1		
		SHEET 1 OF 1		
		REV 0		