

Inline terminal - IB IL AI 4/EF-XC-PAC - 2701215

Please be informed that the data shown in this PDF Document is generated from our Online Catalog. Please find the complete data in the user's documentation. Our General Terms of Use for Downloads are valid (<http://phoenixcontact.com/download>)



Inline analog input terminal with differential input channels, version for extreme conditions, complete with accessories (connector plug and labeling field), 4 inputs, 0-20 mA, 4-20 mA, ± 20 mA, 0-10 V, ± 10 V, 0-5 V, ± 5 V), 2, 3 or 4-conductor connection technology

Product Features

- Short update time of 1 ms, maximum for all channels
- Sensor supply with channel-specific integrated short-circuit and overload protection
- Bus-synchronous provision of input values with very low jitter ($< 10 \mu\text{s}$)
- Measured value acquisition with 16-bit resolution
- 4 differential signal inputs
- Connection of sensors in 2, 3, and 4-wire technology



Key commercial data

Packing unit	1 pc
Weight per Piece (excluding packing)	260.0 GRM
Custom tariff number	85389091
Country of origin	Germany

Technical data

Note

Utilization restriction	EMC: class A product, see manufacturer's declaration in the download area
-------------------------	---

Dimensions

Width	48.8 mm
Height	136.8 mm
Depth	71.5 mm

Ambient conditions

Ambient temperature (operation)	-40 °C ... 55 °C (See also the "Tested successfully: Use under extreme ambient conditions" section of the data sheet.)
---------------------------------	--

Inline terminal - IB IL AI 4/EF-XC-PAC - 2701215

Technical data

Ambient conditions

Ambient temperature (storage/transport)	-40 °C ... 85 °C
GRP_Temperature class	T2 (-40°C ... 55°C, EN 50155)
Permissible humidity (operation)	10 % ... 95 % (according to DIN EN 61131-2)
Permissible humidity (storage/transport)	10 % ... 95 % (according to DIN EN 61131-2)
Air pressure (operation)	70 kPa ... 106 kPa (up to 3000 m above sea level)
Air pressure (storage/transport)	70 kPa ... 106 kPa (up to 3000 m above sea level)
Degree of protection	IP20

General

Weight	210 g
Note on weight specifications	with connectors
Mounting type	DIN rail
Protection class	III, IEC 61140, EN 61140, VDE 0140-1
Test section	5 V supply, incoming remote bus/7.5 V supply (bus logics) 500 V AC 50 Hz 1 min
	5 V supply, outgoing remote bus/7.5 V supply (bus logics) 500 V AC 50 Hz 1 min
	7.5 V supply (bus logic), 24 V supply U_{ANA} / I/O 500 V AC 50 Hz 1 min
	7.5 V supply (bus logic), 24 V supply U_{ANA} /functional earth ground 500 V AC 50 Hz 1 min
	I/O / functional earth ground 500 V AC 50 Hz 1 min

Interfaces

Fieldbus system	Lokalbus
Designation	Inline local bus
Connection method	Inline data jumper
Transmission speed	500 kBit/s
Transmission physics	Copper

Inline potentials

Communications power U_L	7.5 V DC (via voltage jumper)
Current consumption from U_L	max. 100 mA
	typ. 85 mA
Current consumption from U_M	max. 200 mA
I/O supply voltage U_{ANA}	24 V DC
Current consumption from U_{ANA}	max. 20 mA
	typ. 13 mA

Analog inputs

Number of inputs	max. 4 (Differential inputs, voltage or current can be chosen separately)
------------------	---

Inline terminal - IB IL AI 4/EF-XC-PAC - 2701215

Technical data

Analog inputs

Connection method	Inline shield connector
	2, 3-conductor
Input name	Analog inputs
Data formats	IL, IB ST, standardized display, S7 compatible
Measured value resolution	16 bits (15 bits + sign bit)
Current input signal	0 mA ... 20 mA
	4 mA ... 20 mA
	-20 mA ... 20 mA
Voltage input signal	0 V ... 5 V
	-5 V ... 5 V
	0 V ... 10 V
	-10 V ... 10 V
Number of inputs	4 (differential inputs, voltage)
Voltage input signal	0 V ... 5 V
	-5 V ... 5 V
	0 V ... 10 V
	-10 V ... 10 V
Input resistance of voltage input	300 kΩ
Number of inputs	4 (differential inputs, current)
Current input signal	0 mA ... 20 mA
	4 mA ... 20 mA
	-20 mA ... 20 mA
Input resistance current input	approx. 110 Ω

Classifications

eCl@ss

eCl@ss 4.0	27250303
eCl@ss 4.1	27250303
eCl@ss 5.0	27250303
eCl@ss 5.1	27242601
eCl@ss 6.0	27242601
eCl@ss 7.0	27242601
eCl@ss 8.0	27242601

ETIM

ETIM 3.0	EC001596
----------	----------

Inline terminal - IB IL AI 4/EF-XC-PAC - 2701215

Classifications

ETIM

ETIM 4.0	EC001599
ETIM 5.0	EC001596

UNSPSC

UNSPSC 6.01	43172015
UNSPSC 7.0901	43201404
UNSPSC 11	43172015
UNSPSC 12.01	43201404
UNSPSC 13.2	43201404

Approvals

Approvals


Approvals

UL Recognized / cUL Recognized / cULus Recognized


Ex Approvals

Approvals submitted

Approval details

UL Recognized 

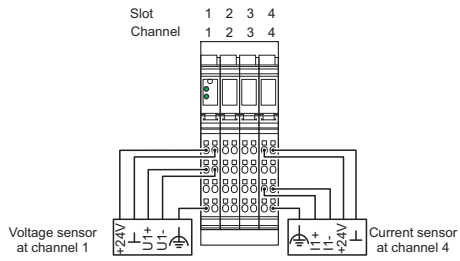
cUL Recognized 
--

cULus Recognized 
--

Drawings

Inline terminal - IB IL AI 4/EF-XC-PAC - 2701215

Connection diagram



Dimensioned drawing

