

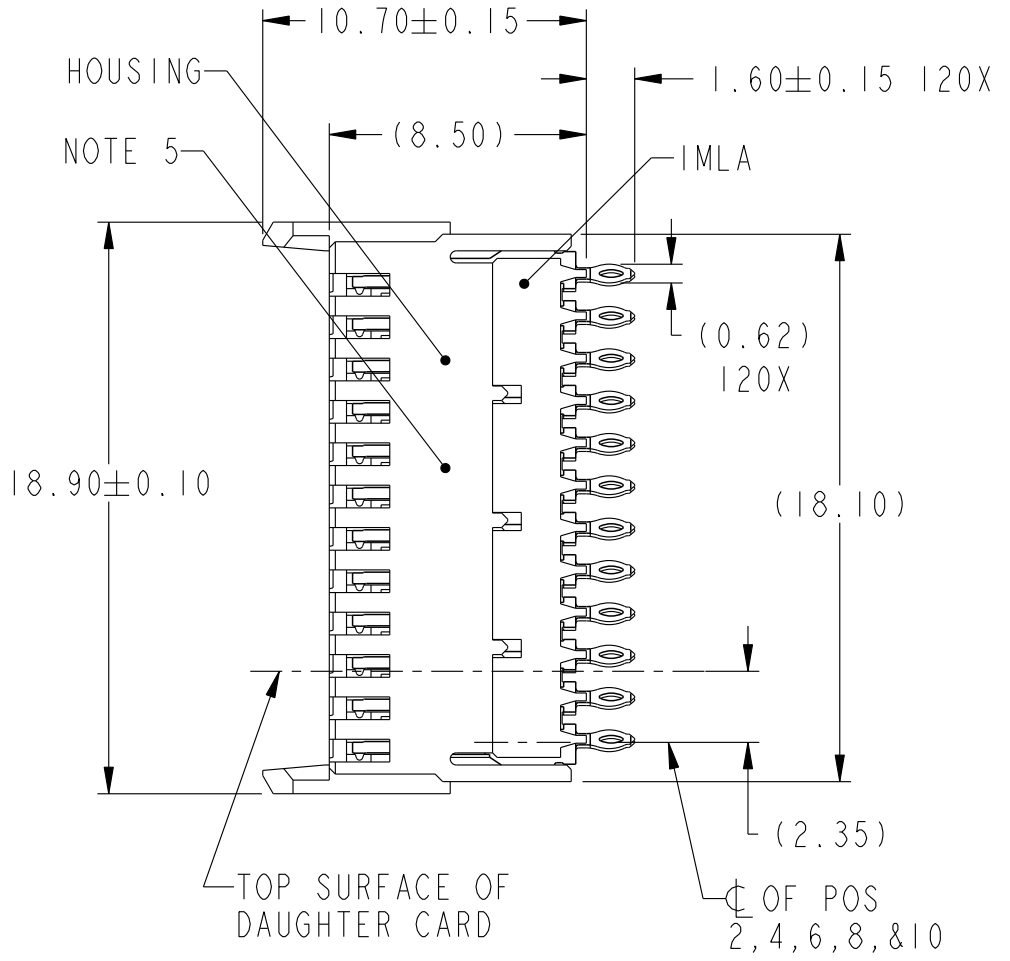
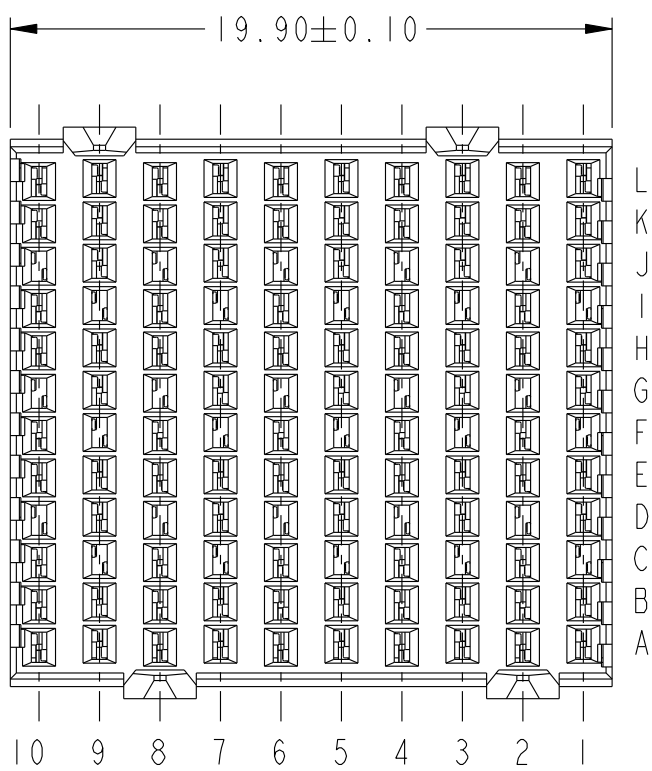
PRODUCT NUMBER  
SEE TABLE, SHEET 4

A

B

C

D



A

B

C

D



Copyright FCI.

rev	ecn no	dr	date
A	S07-0103	LS	2007-04-05
-	-	-	-
-	-	-	-
-	-	-	-
-	-	-	-
-	-	-	-

www.fciconnect.com		surface - ASME Y14.5	tolerance std ASME Y14.5	projection MM
		TOLERANCES UNLESS OTHERWISE SPECIFIED		
Dr	T. HOUTZ	2005-06-30	ANGULAR	0.X ±
Eng	C. SHELLY	2005-06-30	LINEAR	0.XX ±
Chr	C. H TAN	2007-04-05	0° ±	0.XXX ±
Appr	JOEY NG	2007-04-05	Product family	AirMax VS
		Spec ref		
FCI		AirMax VS VERT RECPT ASSY		dwg no
		PRESS-FIT, 120 POSITION, 20mm		10028264
		catalog no		CUSTOMER
				sheet 1 of 4

REV F - 2006-04-17

1

2

3

4

A

B

C

D

A

B

C

D

2.00 TYP

ANTIPAD WIDTH=  
2.0-(TRACE+SPACE+TRACE)  
TYP

3.200  
TYP

1.40 TYP

0.10 TYP

SEE NOTE 9  
⊕ 0.10  
ALL HOLES

DETAIL A  
SCALE 4:1

DIM B

DIM A

(19.90)

NOMINAL OUTLINE  
OF CONNECTOR

TOP SURFACE OF  
DAUGHTER CARD

(1.80)

(18.90)

(2.35)

⊕ OF POS  
2, 4, 6, 8, & 10

(2.25)  
⊕ OF POS  
1, 3, 5, 7, & 9

DETAIL A

RECOMMENDED PCB LAYOUT  
FOR DIFFERENTIAL APPLICATIONS,  
COMPONENT SIDE  
(TWO ADJACENT FOOTPRINTS SHOWN)  
NOTES 6 & 7

ADJACENT HEADER WIDTHS	DIM A	DIM B
20MM/20MM	2.00	20.00
20MM/22MM	3.00	21.00
22MM/22MM	4.00	22.00



title AirMax VS VERT RECPT ASSY  
PRESS-FIT, 120 POSITION, 20mm  
catalog no -

dwg no 10028264  
Rev. A  
CUSTOMER sheet 2 of 4



1

2

3

4

A

B

C

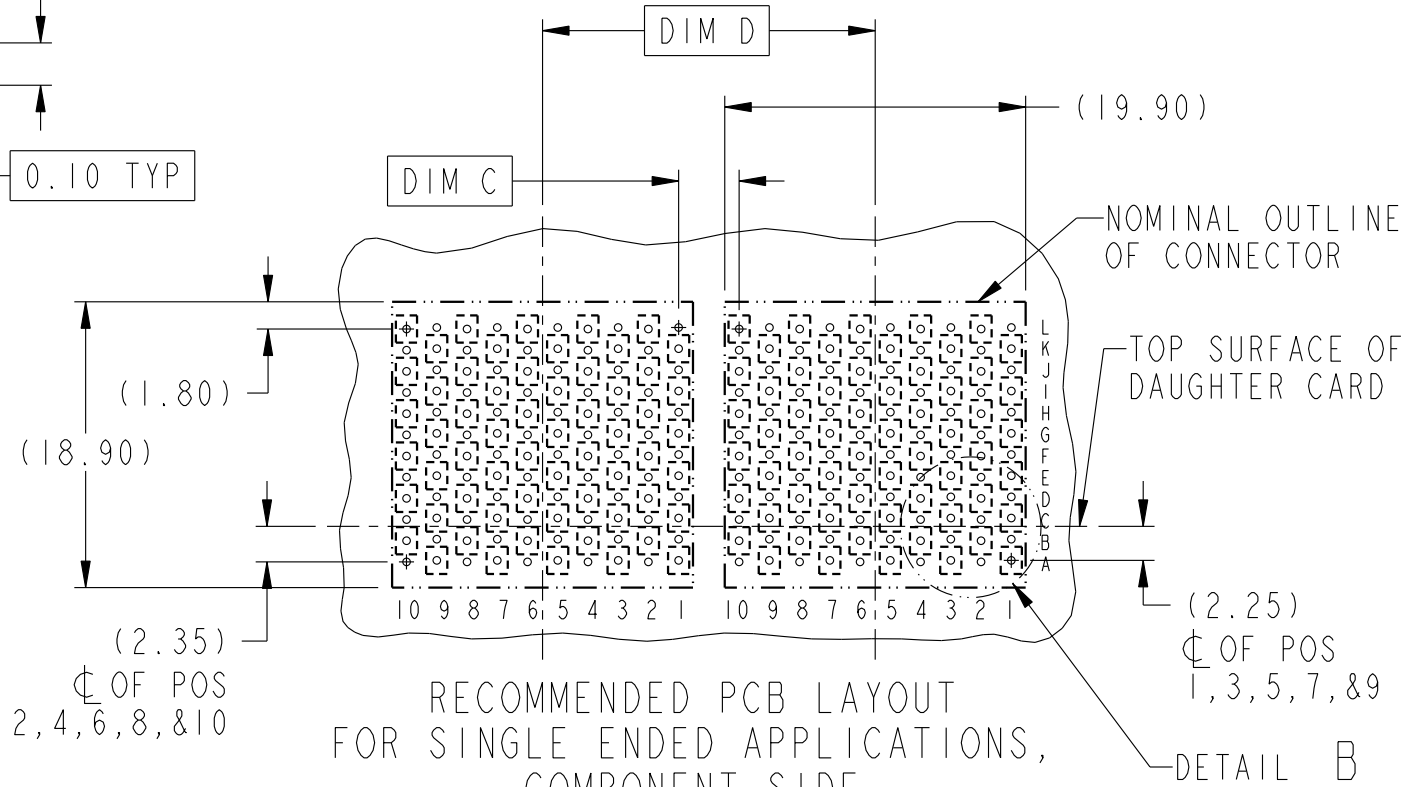
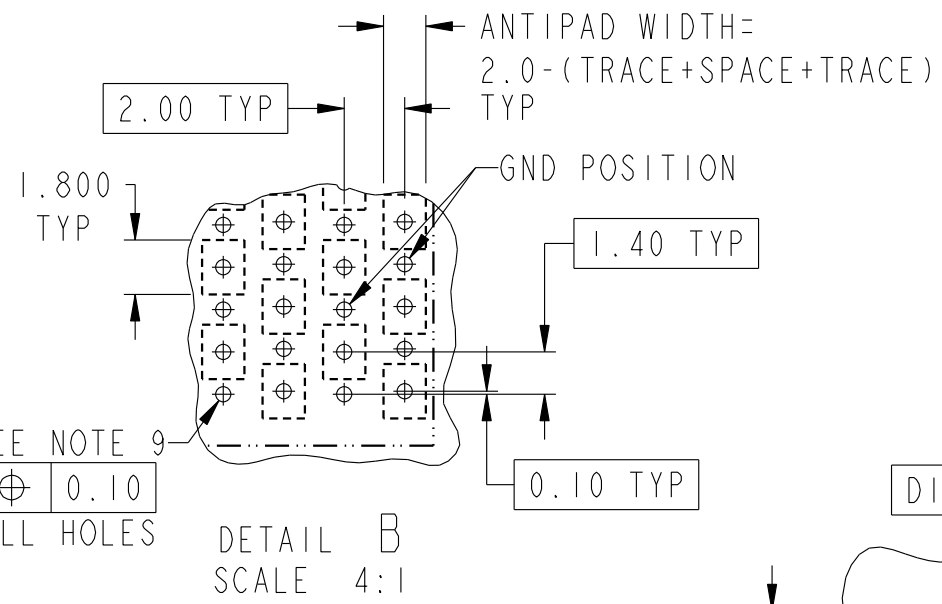
D

A

B

C

D



RECOMMENDED PCB LAYOUT  
 FOR SINGLE ENDED APPLICATIONS,  
 COMPONENT SIDE  
 (TWO ADJACENT FOOTPRINTS SHOWN)  
 NOTES 6 & 7

ADJACENT HEADER WIDTHS	DIM C	DIM D
20MM/20MM	2.00	20.00
20MM/22MM	3.00	21.00
22MM/22MM	4.00	22.00



title AirMax VS VERT RECPT ASSY  
 PRESS-FIT, 120 POSITION, 20mm  
 catalog no -

dwg no 10028264  
 CUSTOMER sheet 3 of 4

Rev. A

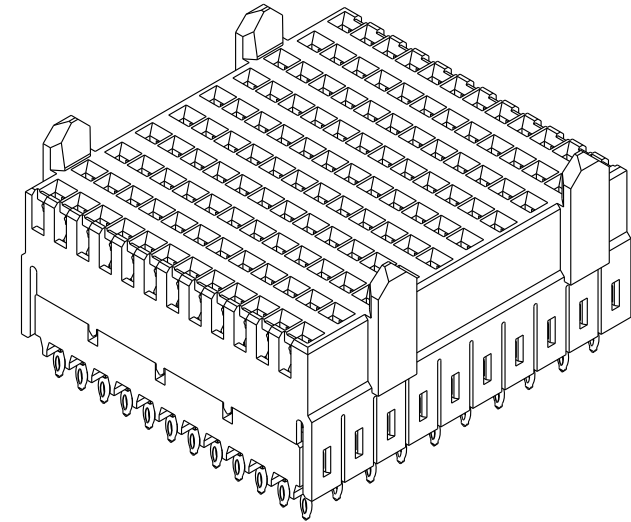


Copyright FCI.

PART NUMBER	PRESS-FIT TAIL PLATING TYPE
10028264-101	TIN/LEAD ALLOY OVER NICKEL
10028264-101LF	TIN OVER NICKEL (LEAD FREE)

NOTES:

1. CONNECTOR MATERIALS:  
HOUSING: HIGH TEMP THERMOPLASTIC, NATURAL, UL94V-0  
IMLA PLASTIC: HIGH TEMP THERMOPLASTIC, BLACK, UL94V-0  
CONTACT: COPPER ALLOY
2. CONTACT PLATING:  
SEPARABLE INTERFACE:  
PERFORMANCE-BASED PLATING, QUALIFIED TO MEET THE REQUIREMENTS OF FCI PRODUCT SPECIFICATION GS-12-239, INCLUDING TELCORDIA GR-1217-CORE (NOVEMBER 1995) CENTRAL OFFICE.  
PRESS-FIT TAILS: SEE TABLE
3. PRODUCT SPECIFICATION: GS-12-239
4. APPLICATION SPECIFICATION: GS-20-035
5. PRODUCT MARKING, (PART NUMBER & LOT CODE), ON THIS SURFACE
6. REFER TO CUSTOMER DRAWING 10035911 FOR INFORMATION REGARDING PCB LAYOUT OF POWER AND GUIDE MODULES RELATIVE TO SIGNAL MODULES
7. POSITION F OF ODD NUMBERED COLUMNS AND POSITION G OF EVEN NUMBERED COLUMNS CORRESPOND TO EARLY MATE HEADER PINS
8. THERE IS NO GROUND BUSSING WITHIN THE CONNECTOR SYSTEM
9. SEE CUSTOMER DRAWING 10045979 FOR INFORMATION ON PCB HOLE DIAMETER AND PLATING OPTIONS
10. THIS PRODUCT MEETS EUROPEAN UNION DIRECTIVES AND OTHER COUNTRY REGULATIONS AS DESCRIBED IN GS-22-008
11. THE HOUSING WILL WITHSTAND EXPOSURE TO 260°C PEAK TEMPERATURE FOR 40 SECONDS IN A CONVECTION, INFRA-RED OR VAPOR PHASE REFLOW OVEN
12. PACKAGING MEETS GS-14-920 LEAD FREE LABELING SPECIFICATION



Copyright FCI.

FCI	title	AirMax VS VERT RECPT ASSY	dwg no	10028264	Rev.	A
	catalog no	PRESS-FIT, 120 POSITION, 20mm	-	CUSTOMER	sheet 4 of 4	