

## CHNR1050



### Feature:

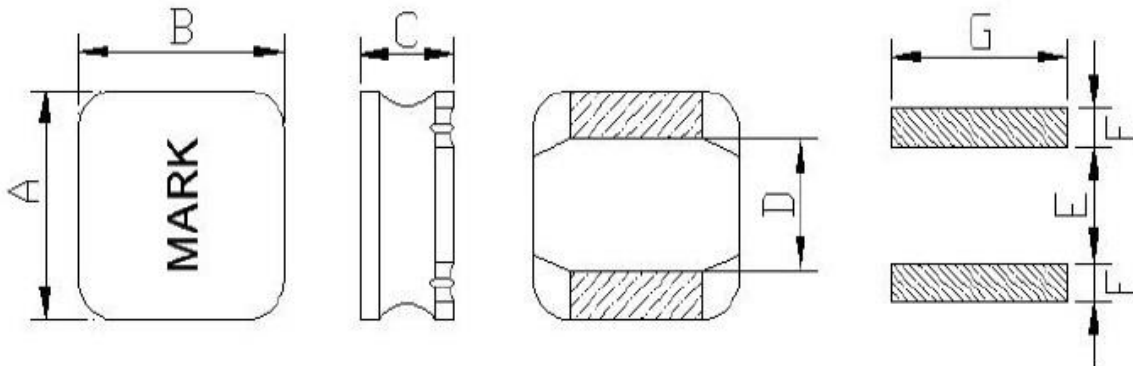
Various high-power inductors are superior to be high saturation for surface mount

### Applications:

Power supplies, office automation equipment, digital camera, LCD television, PC, portable communication devices, converters, etc.

<b>Inductor type</b>	Wire-wound ferrite
<b>Operating Temperature</b>	-40 - 125°C
<b>Storage Conditions</b>	-10 - 40°C, 30-70%RH
<b>Shielding</b>	Semi-shielded
<b>Insulation Resistance</b>	≥100MΩ
<b>Environment</b>	RoHS and REACH compliant

### Mechanical Dimension: (unit: mm)



Type	A	B	C	D	E	F	G
CHNR1050	10.0±0.3	10.0±0.3	5.0 Max	6.4±0.3	6.2 Ref	2.0 Ref	5.5 Ref

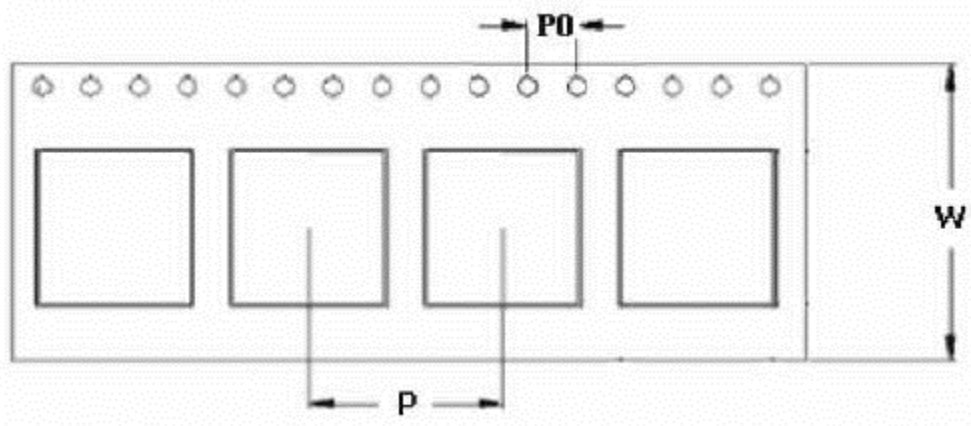


### Electrical Parameters:

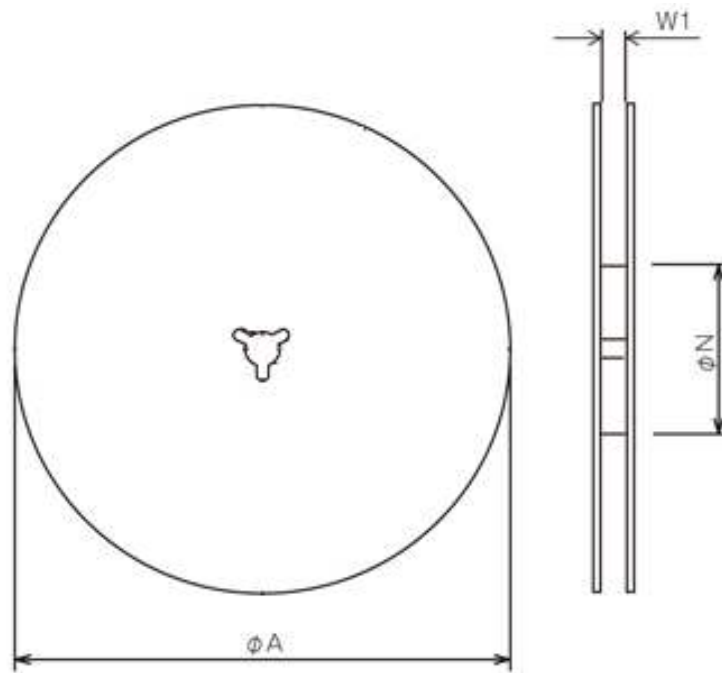
Part Number	Inductance ( $\mu\text{H}$ )	Test Freq (kHz/v)	DCR ( $\Omega$ )	Isat (A)	Irms (A)
CHNR1050-1R0N	1	100/1	0.018	14.2	6.4
CHNR1050-1R5N	1.5	100/1	0.02	12.8	6
CHNR1050-2R2N	2.2	100/1	0.025	12.1	5.5
CHNR1050-3R3N	3.3	100/1	0.027	11.2	5
CHNR1050-4R7N	4.7	100/1	0.03	10.3	4.6
CHNR1050-6R8M	6.8	100/1	0.037	9	4.2
CHNR1050-100M	10	100/1	0.048	7.2	3.7
CHNR1050-150M	15	100/1	0.059	6	3.2
CHNR1050-220M	22	100/1	0.085	4.3	2.7
CHNR1050-330M	33	100/1	0.104	4	2.3
CHNR1050-470M	47	100/1	0.163	3.3	2
CHNR1050-680M	68	100/1	0.235	3	1.8
CHNR1050-101M	100	100/1	0.338	2.5	1.4
CHNR1050-151M	150	100/1	0.438	2	1.2
CHNR1050-221M	220	100/1	0.675	1.8	1
CHNR1050-271M	270	100/1	0.858	1.5	0.9
CHNR1050-331M	330	100/1	1.1	1.4	0.85
CHNR1050-471M	470	100/1	1.43	1.2	0.73
CHNR1050-561M	560	100/1	1.75	1.1	0.68
CHNR1050-681M	680	100/1	1.98	1	0.65
CHNR1050-821M	820	100/1	2.73	0.9	0.55
CHNR1050-102M	1000	100/1	3.42	0.8	0.5

Note: tolerance code M =  $\pm 20\%$ , N =  $\pm 30\%$

**Packaging:** (unit: mm)

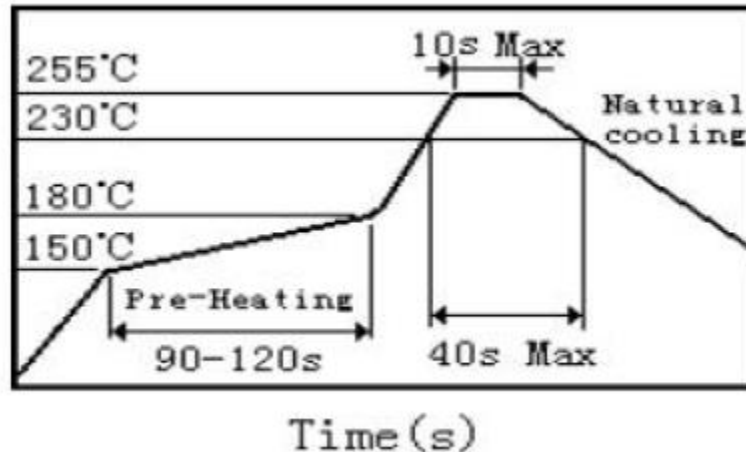


Type	P	P0	W	Pcs/Reel
CHNR1050	16±0.1	4±0.1	24±0.3	800



Type	A	N	W1
CHNR1050	330±0.5	100±0.5	24.5±0.5

### Recommended Soldering Profile:



### Precautions for Use:

1. The product is designed and promoted for use in general electronic devices, such as audio equipment, office automation equipment, household appliances, and information service devices.
2. In the case of using the product for a purpose other than general electronics devices, we shall not hold the liability for any dysfunctions or damage to the equipment in which the product is used.
3. Our specification in this document only limits the quality of the components as a single unit. Please ensure the component is thoroughly evaluated in the application circuit.
4. Do not apply excessive vibration or mechanical shock to the product.
5. Do not touch the inductor wire with sharp objects.
6. Do not apply excessive stress to the product.