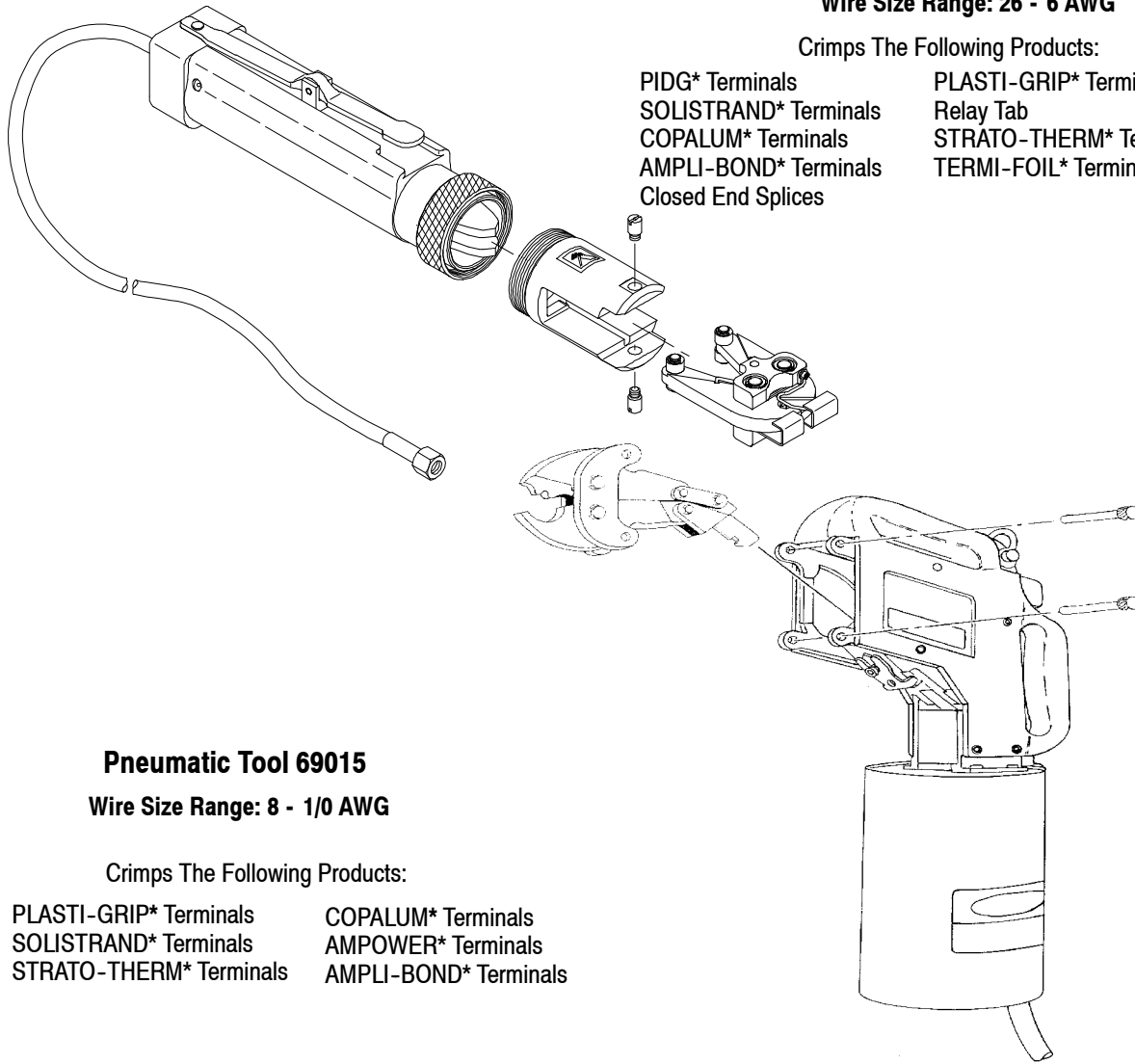


**“626” Pneumatic Tooling Systems**

**Wire Size Range: 26 - 6 AWG**

Crimps The Following Products:

- |                       |                         |
|-----------------------|-------------------------|
| PIDG* Terminals       | PLASTI-GRIP* Terminals  |
| SOLISTRAND* Terminals | Relay Tab               |
| COPALUM* Terminals    | STRATO-THERM* Terminals |
| AMPLI-BOND* Terminals | TERMI-FOIL* Terminals   |
| Closed End Splices    |                         |



**Pneumatic Tool 69015**

**Wire Size Range: 8 - 1/0 AWG**

Crimps The Following Products:

- |                         |                       |
|-------------------------|-----------------------|
| PLASTI-GRIP* Terminals  | COPALUM* Terminals    |
| SOLISTRAND* Terminals   | AMPOWER* Terminals    |
| STRATO-THERM* Terminals | AMPLI-BOND* Terminals |


Figure 1

**1. INTRODUCTION**

The tools shown in Figure 1 are capable of crimping a wide variety of products on solid or stranded wire sizes 26 through 1/0. The various configurations of the “626” Pneumatic Tooling Systems are identified in Figure 2. All of these systems accept any of the Tool Holder Assemblies and their associated Crimping Heads/Adapters, as indicated. The remainder of this instruction sheet contains tables which provide cross referencing information on the tool, crimping head,

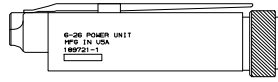
products crimped, and wire size ranges. In addition, instruction sheet numbers for all crimping heads and pneumatic tools and an explanation of product insulation barrel expansions are provided.

Reasons for reissue are provided in Section 5, REVISION SUMMARY.



*Dimensions are in millimeters [with inch equivalents in brackets]. Figures and illustrations are for reference only and are not drawn to scale.*

**Hand Actuated System  
(Without Logic)  
PN 189721-1**



**Foot Actuated System  
(Without Logic)  
PN 189722-1**

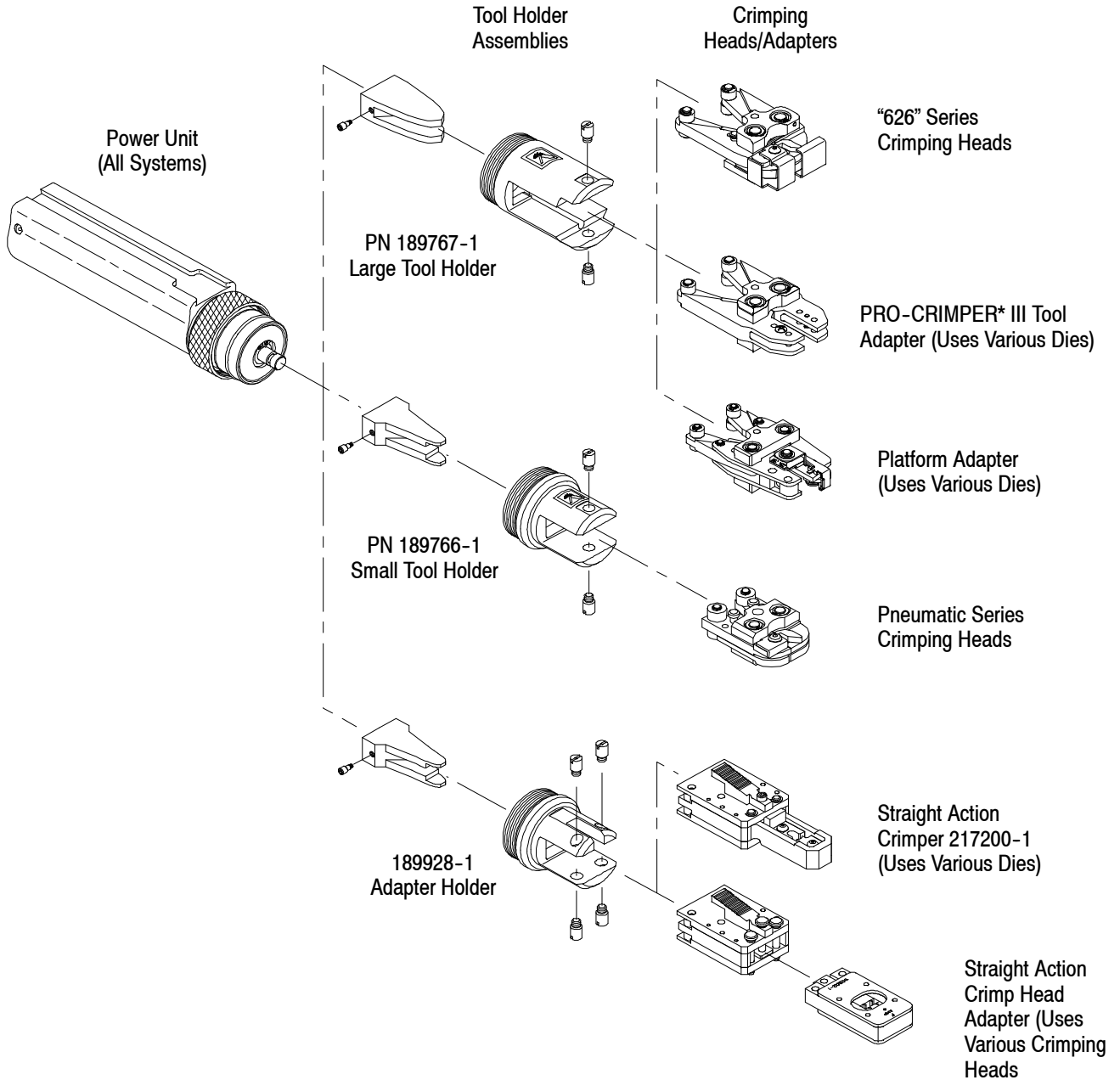
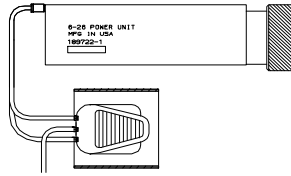


Figure 2

## 2. TOOL, PRODUCT, AND WIRE SIZE RANGE CROSS REFERENCE CHART

PRODUCT	TOOL AND WIRE SIZE RANGE	
	“626” (Customer Manual - 409-5862)	69015 (Instruction sheet - 408-1310)
PIDG	26-14	-
PLASTI-GRIP	22-14	6
Relay Tab	16-14	-
SOLISTRAND	22-6	8-1/0
STRATO-THERM	22-10	8-1/0
COPALUM	16-10	8-4
AMPOWER	-	2
AMPLI-BOND	8	6
Closed End Splice	22-8	-
TERMI-FOIL	8	-

## 3. PIDG AND PLASTI-GRIP TERMINAL AND SPLICE INSULATION BARREL EXPANSION

WIRE SIZE RANGE	WIRE INSULATION DIAMETER RANGE		PRODUCT INSULATION BARREL EXPANSION	TOOL INSULATION CRIMP EXPANSION
	MINIMUM	MAXIMUM		
26-22	1.3 [.050]●	1.7 [.065]	2.1 [.082] MAX	(SM. EXP)†
22-16	2.0 [.080]●	2.9 [.115]	3.2 [.125] MAX	(SM. EXP)†
26-22	1.3 [.050]●	2.1 [.082]	2.1 [.082] MAX	(STD. EXP)†
22-16	2.0 [.080]	3.2 [.125]	3.2 [.125] MAX	(STD. EXP)†
22-16	2.7 [.105]	3.6 [.140]	3.6 [.140] MAX	(STD. EXP)†
22-16	2.7 [.105]	5.1 [.200]	5.1 [.200] MAX	(LG. EXP)†
16-14	2.7 [.105]●	2.9 [.115]	3.8 [.150] MAX■	(SM. EXP)†
	2.7 [.105]	3.8 [.150]■	3.8 [.150] MAX■	(STD. EXP)†
	2.9 [.115]	4.3 [.170]	4.3 [.170] MAX	(STD. EXP)†
	3.8 [.150]	6.4 [.250]	6.4 [.250] MAX	(LG. EXP)†
12-10	3.8 [.150]●	3.8 [.150]	5.8 [.230] MAX◆	(SM. EXP)†
	3.8 [.150]	5.8 [.230]	5.8 [.230] MAX	(STD. EXP)†
	3.8 [.150]	6.4 [.250]	6.4 [.250] MAX	(STD. EXP)†
	4.3 [.170]	7.6 [.300]	7.6 [.300] MAX	(LG. EXP)†

● Indicates wire diameter sizes smaller than this dimension may be used.

† (SM EXP) = Small Expansion; (STD EXP) = Standard Expansion; (LG EXP) = Large Expansion. Small expansion is sometimes expressed as “tight insulation support” in TE Connectivity catalogs.

EXAMPLE: When using a wire within 26-22 AWG range, and wire insulation diameter is 1.27 to 1.65 mm [.050 to .065 in.], product insulation barrel crimp description must be 2.08 mm [.082 in.] Max and crimping tool insulation barrel crimp must be small expansion.

- Use 3.56 mm [.140 in.] for PLASTI-GRIP
- ◆ Use 5.08 mm [.200 in.] for PLASTI-GRIP

#### 4. CRIMPING HEAD CROSS REFERENCE

##### 4.1. PIDG and PLASTI-GRIP Products

PRODUCT	CRIMPING HEAD	WIRE SIZE RANGE	INSTRUCTION SHEET	"626" TOOL HOLDER	TOOL 69015
PIDG Terminals and Splices	314537-1	26-22	408-9586	S	-
	314270-3	22-16	408-9586	S	-
	314269-1	16-14	408-9586	S	-
	679300-1	12-10	408-4071	L	-
	68325-1	6	408-2690	-	x
PLASTI-GRIP Butt Splices	314868-1	22-16	408-9775	S	-
	314869-1	16-14	408-9775	S	-

##### 4.2. SOLISTRAND and STRATO-THERM Products

PRODUCT	CRIMPING HEAD	WIRE SIZE RANGE	INSTRUCTION SHEET	"626" TOOL HOLDER	TOOL 69015
SOLISTRAND Flag Terminals	217203-1	12-10	408-9285	S	-
	217204-1	16-14	408-9285	S	-
	48412	8	408-1311	-	x
	48413	6	408-1311	-	x
	48415	2	408-1311	-	x
SOLISTRAND Terminals Parallel Splice	189989-1	22-10	408-9285	S	-
	679301-1	22-10	408-4072	L	-
	314516-1	22-16	408-9285	S	-
	314517-1	16-14	408-9285	S	-
	314518-1	14-12	408-9285	S	-
	1338757-1	8	408-4072	L	-
	1338758-1	6	408-4072	L	-
STRATO-THERM Terminals	49956	8	408-1311	-	x
	48172	6	408-1311	-	x
	48173	4	408-1311	-	x
	48174	2	408-1311	-	x
	48183	1/0	408-1311	-	x
No Insul. Support	217206-1	22-10	-	L	-

#### 4.3. COPALUM Products

PRODUCT	CRIMPING HEAD	WIRE SIZE RANGE	INSTRUCTION SHEET	"626" TOOL HOLDER	TOOL 69015
COPALUM Bar Crimp	68032	8	408-2425	-	X
	68038	4	408-2425	-	X
COPALUM Insulation Piercing	189447-1	16-14	408-2432	L	-
	189444-1	12-10	408-2432	L	-
	68082	6	408-2433	-	X

#### 4.4. AMPOWER Products

PRODUCT	CRIMPING HEAD	WIRE SIZE RANGE	INSTRUCTION SHEET	"626" TOOL HOLDER	TOOL 69015
AMPOWER	68179-2	2	-	-	x

#### 4.5. AMPLI-BOND Products

PRODUCT	CRIMPING HEAD	WIRE SIZE RANGE	INSTRUCTION SHEET	"626" TOOL HOLDER	TOOL 69015
AMPLI-BOND	68325-1	6	408-2690	-	x

#### 4.6. TERMI- Foil Products

PRODUCT	CRIMPING HEAD	WIRE SIZE RANGE	INSTRUCTION SHEET	"626" TOOL HOLDER	TOOL 69015
TERMI-FOIL	217923-1	8	-	L	-

#### 4.7. Closed End Splices

PRODUCT	CRIMPING HEAD	WIRE SIZE RANGE	INSTRUCTION SHEET	"626" TOOL HOLDER	TOOL 69015
Closed End Splices	354422-2	22-11.5	408-9906	S	-
	354422-1	22-14	408-9893	S	-
	189896-1	18-8	-	L	-
	189466-1	18-12	-	L	-
	217205-1	12-10	-	S	-

#### 5. REVISION SUMMARY

- Updated document to corporate requirements
- New logo