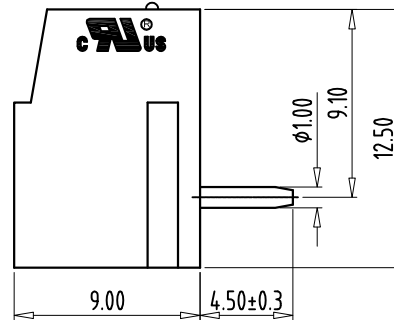
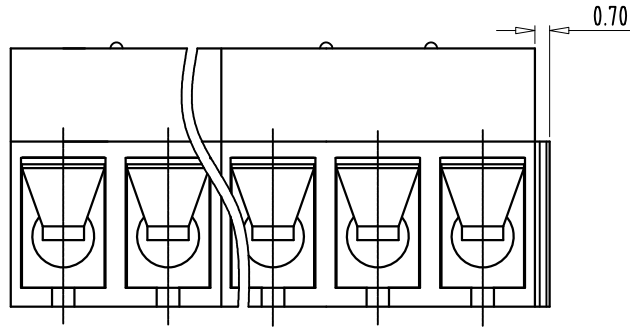
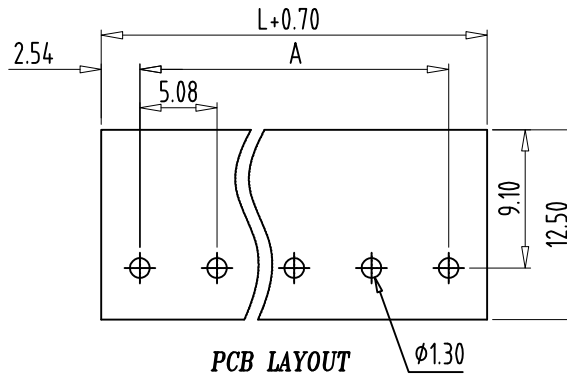
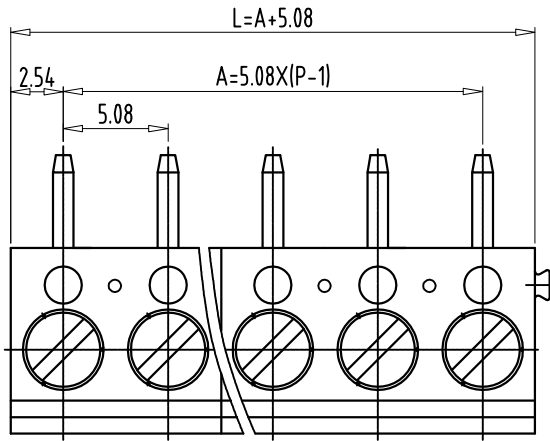


Transfer or duplication of this document as well as the utilisation or communication of its content are not permitted unless express consent is granted. Violations give rise to claims for damages. All rights reserved in case of patent, utility model or design patent registrations.



**Technical data**

- 1.Nominal voltage: 300V/15A  
PITCH:5.08mm
- 2.Connection capacity:  
AWG 22-14
- 3.Insulation Withstanding Voltage:  
AC 2000V/MIN
- 4.Insulation Resistance:  
500M $\Omega$  or more at DC500V
- 5.Tightening torque:  
4.0kgf.cm (0.4N.m)
- 6.Screw thread: M2.6
- 7.Stripping length: 5-6mm
- 8.Operating temperature range:-40°C ~ 115°C  
Soldering temperature:250°C /5s
- 9.Safety approval:
- 10.RoHS Compliance

Part No.: **OSTTBXX2161**

No. of Poles	COLOR
02 2 Poles	0: Black
03 3 Poles	2: Red
...	3: Orange
24 24 Poles	4: Yellow
	5: Green
	6: Blue (Standard)
	8: Grey

Nonstandard colors  
Mins could apply

4	WIRE GUARD	Stainless steel		P	
3	SCREW	STEEL	M2.6x0.4, Zn Plated	P	
2	CAGE	BRASS	M2.6x0.4, Tin PLATED	P	
1	BODY	PA66 UL94V-0	ALL COLOR	1	
ITEM	NAME OF PART	MATERIAL	NOTES	Q"TY	
DWG	WF. Zhang	DATE 2017.07.12	UNITS: MM	SHEET: 1 OF 1	Tolerance
CHK.	WF. Zhang	DATE 2017.07.12	SCALE: NONE 2.5:1 ( : )	REV: A	X. ±0.50
APP.		DATE	TITLE: OSTTB Series 5.08 mm		X.XX ±0.30
			1-Interlock		X° ±1°
			PART NO. OSTTBXX2161		
			DWG NO. OSTTBXX2161.dwg		

SIGN	DESCRIPTION	CHK.	DATE



ON-SHORE TECHNOLOGY, INC.