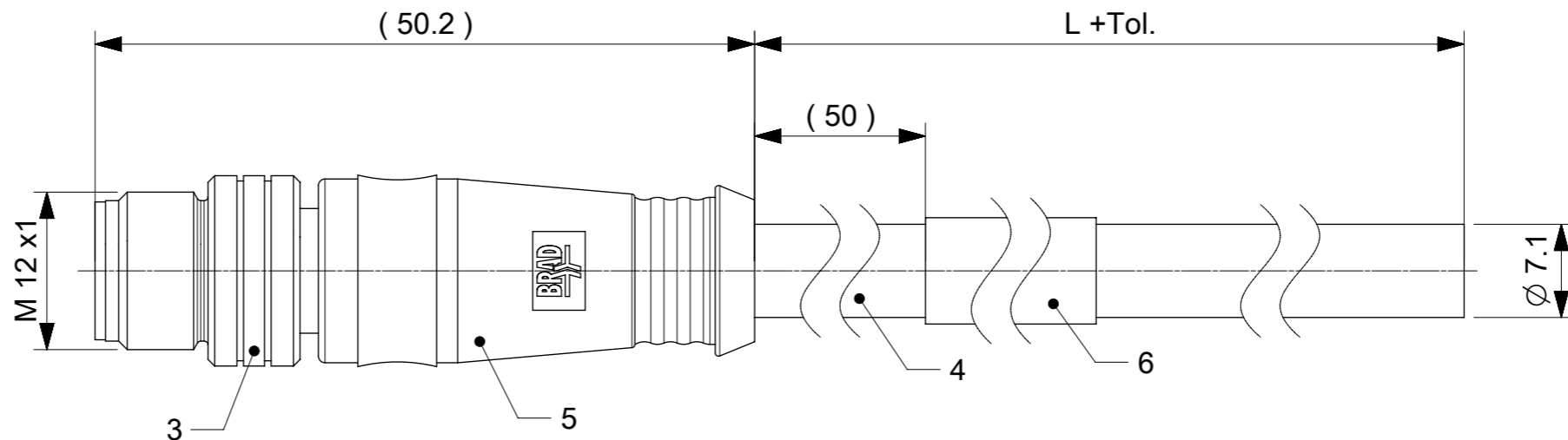
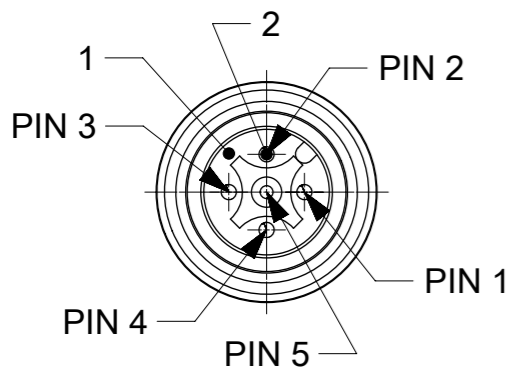
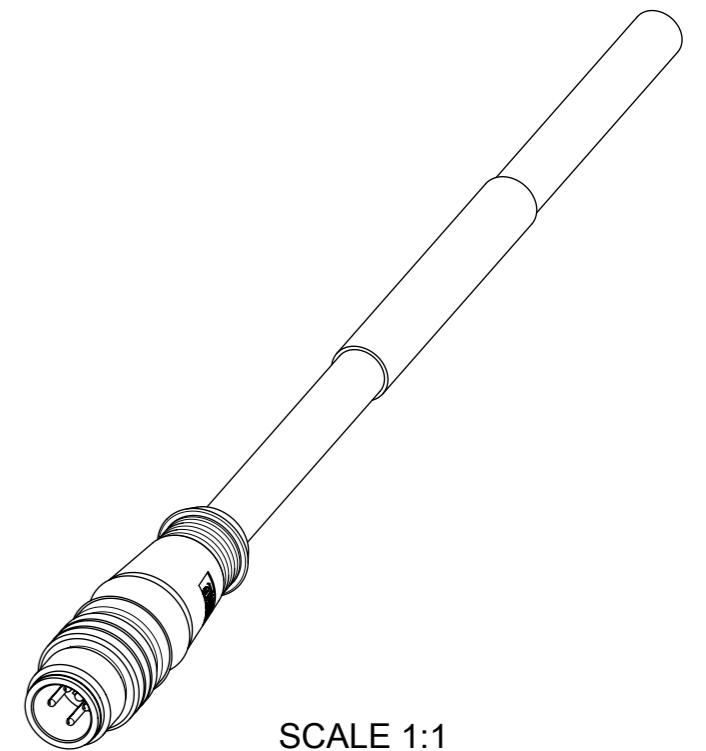



CONNECTOR SPECIFICATION

RATED VOLTAGE: 250 V AC/DC
 RATED CURRENT: 4 A
 PROTECTION: IP67
 OPERATING TEMPERATURE: -25°C TO +85°C



WIRING DIAGRAM



SCALE 1:1

TABLE 1

POS	QTY	DESCRIPTION	MATERIAL	FINISH
1	1	INSERT M12 MA 5P BK	ELASTOLLAN	-
2	4	CONTACT 10 MA	COPPER ALLOY	SELECTIVE GOLD OVER NICKEL
3	1	SHELL M12 MA	BRASS	NICKEL PLATED
4	-	CABLE	SEE SHEET 2	-
5	-	OVERMOULDING MATERIAL BK	TPU	-
6	1	LABEL	VINYL	-

THIS DRAWING CONTAINS INFORMATION THAT IS PROPRIETARY TO MOLEX ELECTRONIC TECHNOLOGIES, LLC AND SHOULD NOT BE USED WITHOUT WRITTEN PERMISSION										
QUALITY SYMBOLS	2016/07/12	2016/07/29	GENERAL TOLERANCES (UNLESS SPECIFIED)		DIMENSION UNITS	SCALE				
			ANGULAR TOL ± 1.0 °		MM	2:1				
FA = 0	EC NO: 106989 DRWN: FGAIK CHK'D: REV APPR: RSILLER	RSILLER	4 PLACES ±	±	DRWN BY	DATE	CSE M12 5P AC MA STR XM SE UNSH BK			
FE = 0			3 PLACES ±		FGAIK	2016/07/12				
FF = 0			2 PLACES ±	±	CHK'D BY	DATE	PRODUCT CUSTOMER DRAWING			
▼ = 0			1 PLACE ±	0.05	APPR BY	DATE				
▽ = 0			0 PLACES ±	0.3	RSILLER	2016/07/29	SERIES	MATERIAL NUMBER	CUSTOMER	
⊗ = 0			DRAFT WHERE APPLICABLE MUST REMAIN WITHIN DIMENSIONS		DRAWING SIZE		THIRD ANGLE PROJECTION		120065	SEE SHEET 2
■ = 0	A	REV	A3				DOCUMENT NUMBER	DOC TYPE	DOC PART	SHEET NUMBER
▽ = 0							1200659862	PSD	000	1 OF 2

ENGINEERING NO. - NUMERICAL CODE (Available parts see PART LIST table. Others on request).

OPTIONS

805 006 XXXM XXXX

80=M12x1
Single ended

Poles:
5=5 Poles

Heads style:
006=Plug Male straight

Cable type: See Table 3

Units:
M=Meter

Length
Examples:
005=0.5 units
010=1 units
100=10 units

Overmold color:
Blank (Standard)=Black
H= 2 pcs. of I/D Carrier PVC Transparent



TABLE 2

MOLEX PN	ENGINEERING NO.	L [mm]	Tol. [mm]
1200659862	805006EP2M006	600	+40
1200659863	805006EP2M010	1000	+40
1200659864	805006EP2M015	1500	+60
1200659865	805006EP2M020	2000	+60
1200659866	805006EP2M025	2500	+60
1200659867	805006EP2M030	3000	+60
1200659868	805006EP2M040	4000	+60
1200659869	805006EP2M050	5000	+60
1200659870	805006EP2M075	7500	+80
1200659871	805006EP2M100	10000	+80
1200659872	805006EP2M120	12000	+140
1200659873	805006EP2M150	15000	+140
1200659874	805006PP2M006	600	+40
1200659875	805006PP2M010	1000	+40
1200659876	805006PP2M015	1500	+60
1200659877	805006PP2M020	2000	+60
1200659878	805006PP2M025	2500	+60
1200659879	805006PP2M030	3000	+60
1200659880	805006PP2M040	4000	+60
1200659881	805006PP2M050	5000	+60
1200659882	805006PP2M075	7500	+80
1200659883	805006PP2M100	10000	+80
1200659884	805006PP2M120	12000	+140
1200659885	805006PP2M150	15000	+140

TABLE 3

CABLE TYPE	NO. OF WIRES	CROSS SECTION	CABLE JACKET	UL	TEMPERATURE RANGE		SHIELD
					STATIC	FLEX	
EP2	4+air tube	0.25mm ²	PVC BLACK	UL 1731/2517	-25°C to +105°C	-5°C to +105°C	YES
PP2	4+air tube	0.25mm ²	PUR BLACK	UL 1729/20233	-40°C to +80°C	-25°C to +80°C	YES

QUALITY SYMBOLS FA = 0 FE = 0 FP = 0 FV = 0 FC = 0 FX = 0 FS = 0 FT = 0	THIS DRAWING CONTAINS INFORMATION THAT IS PROPRIETARY TO MOLEX ELECTRONIC TECHNOLOGIES, LLC AND SHOULD NOT BE USED WITHOUT WRITTEN PERMISSION									
	EC NO: 106989 DRWN: FGAIK CHK'D: RSILLER APPR: RSILLER	2016/07/12 2016/07/29	GENERAL TOLERANCES (UNLESS SPECIFIED)		DIMENSION UNITS	SCALE				
			ANGULAR TOL ± 1.0 °		MM	1:1				
			4 PLACES ±		DRWN BY		DATE			
3 PLACES ±		FGAIK		2016/07/12		CSE M12 5P AC MA STR XM SE UNSH BK				
2 PLACES ± 0.05		CHK'D BY		DATE						
1 PLACE ± 0.3		APPR BY		DATE		PRODUCT CUSTOMER DRAWING				
0 PLACES ± 0.5		RSILLER		2016/07/29		SERIES	MATERIAL NUMBER	CUSTOMER		
DRAFT WHERE APPLICABLE MUST REMAIN WITHIN DIMENSIONS		DRAWING SIZE		THIRD ANGLE PROJECTION		120065	SEE TABLE 2	GENERAL MARKET		
		A3				DOCUMENT NUMBER		DOC TYPE	DOC PART	SHEET NUMBER
						1200659862		PSD	000	2 OF 2