

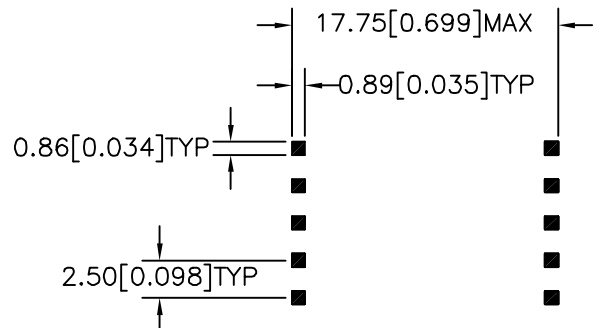
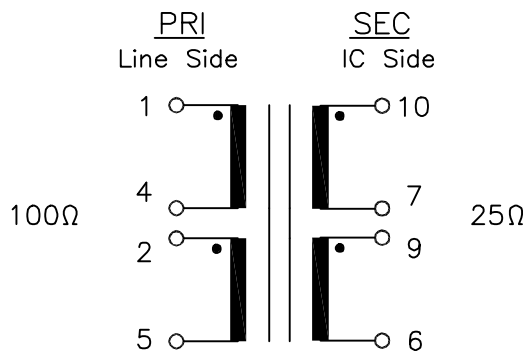
ADSL transformer designed for use with Globespan IC chip GS7070

- A. Electrical Specifications (@ 25°C)
1. Primary (IC side) Impedance; 100Ω
  2. Secondary (Line side) Impedance; 25Ω
  3. Insertion Loss; 1.0dB MAX @ 500KHz, 0dBm
  4. Longitudinal Balance; 50dB MIN @ 1.1MHz, 0dBm
  5. Primary Open Circuit Inductance; 100μH ±5% @ 10KHz, 0.1Vrms  
Measured (1-5) with 2 and 4 shorted
  6. Leakage Inductance; 12μH MAX @ 100KHz, 0.1Vrms  
Measured (1-5) with 2 & 4, 7 & 9 and 10 & 7 shorted
  7. Interwinding Capacitance; 50pF MAX @ 100KHz, 0.1Vrms  
Measured (1-10) with 2 & 4, 7 & 9 shorted
  8. Total Harmonic Distortion; -90dB MAX @ 50KHz
  9. DC Resistance; (1-4)=0.52Ω MAX  
(2-5)=0.52Ω MAX  
(9-6)=0.24Ω MAX  
(10-7)=0.24Ω MAX
  10. Turns Ratio; (10-6):(1-5)=1:2.00±2%  
2 & 4, and 7 & 9 shorted
  11. Dielectric Strength; 1875Vrms 1 second @ Pri to Sec

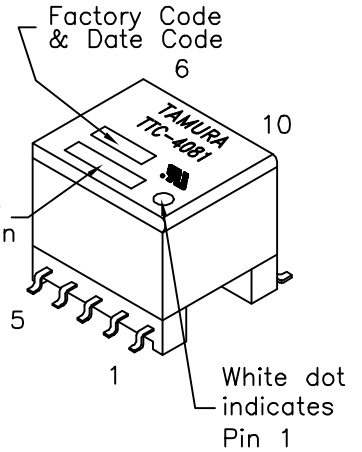
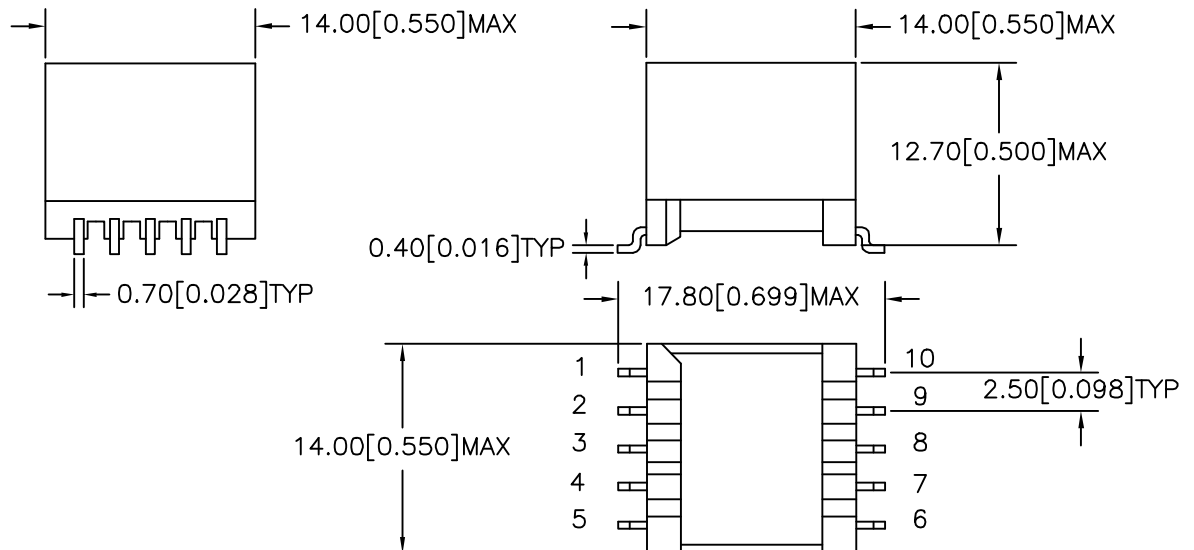
B. Marking; TTC-4081, TAMURA, date code and country of origin

C. Safety; Complies with UL1950 3rd Edition

D. Schematic and Mounting Footprint;



E. Mechanical Specifications;



MODEL NUMBER  
**TTC-4081**

PREPARED BY:

D. Rund

ENGINEER:

M. Pitchai

QUALITY CONTROL:

D. Kelley

APPROVED:

J. Coleman

DWG CONTROL NO.  
P-A1-12723  
ACAD\TTC\A1127231.DWG

REV  
**PRE**

ADSL  
TRANSFORMER

**TAMURA CORPORATION OF AMERICA**  
43352 BUSINESS PARK DRIVE, TEMECULA, CA. 92590-6624  
(909) 699-1270 FAX 9096769482

**TTC-4081**

MODEL SPECIFICATION

DIM: mm(in) SCL: 2/1 SH: 1 OF 1

PROPRIETARY NOTICE: THIS DRAWING PRINT OR DOCUMENT AND SUBJECT MATTER DISCLOSED HEREIN ARE PROPRIETARY ITEMS TO WHICH TAMURA RETAINS THE EXCLUSIVE RIGHT OF DISSEMINATION, REPRODUCTION, MANUFACTURE AND SALE. THIS DRAWING, PRINT OR DOCUMENT IS SUBMITTED IN CONFIDENCE FOR CONSIDERATION BY THE RECIPIENT ALONE UNLESS PERMISSION FOR FURTHER DISCLOSURE IS EXPRESSLY GRANTED IN WRITING.