

BB504C

Built in Biasing Circuit MOS FET IC VHF&UHF RF Amplifier

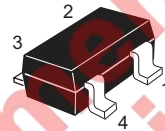
R07DS0285EJ0700
(Previous: REJ03G0836-0600)
Rev.7.00
Mar 28, 2011

Features

- Built in Biasing Circuit; To reduce using parts cost & PC board space.
- Low noise; NF = 1.0 dB typ. at f = 200 MHz, NF =1.75 dB typ. at f =900 MHz
- High gain; PG = 30 dB typ. at f = 200 MHz, PG = 22 dB typ. at f = 900 MHz
- Withstanding to ESD;
Built in ESD absorbing diode. Withstand up to 200 V at C = 200 pF, Rs = 0 conditions.
- Provide mini mold packages; CMPAK-4 (SOT-343mod)

Outline

RENESAS Package code: PTSP0004ZA-A
(Package name: CMPAK-4)



1. Source
2. Gate1
3. Gate2
4. Drain

- Notes:
1. Marking is "DS-".
 2. BB504C is individual type number of RENESAS BBFET.

Absolute Maximum Ratings

(Ta = 25°C)

Item	Symbol	Ratings	Unit
Drain to source voltage	V_{DS}	6	V
Gate1 to source voltage	V_{G1S}	+6 -0	V
Gate2 to source voltage	V_{G2S}	+6 -0	V
Drain current	I_D	30	mA
Channel power dissipation	P_{ch}	100	mW
Channel temperature	T_{ch}	150	°C
Storage temperature	T_{stg}	-55 to +150	°C

Electrical Characteristics

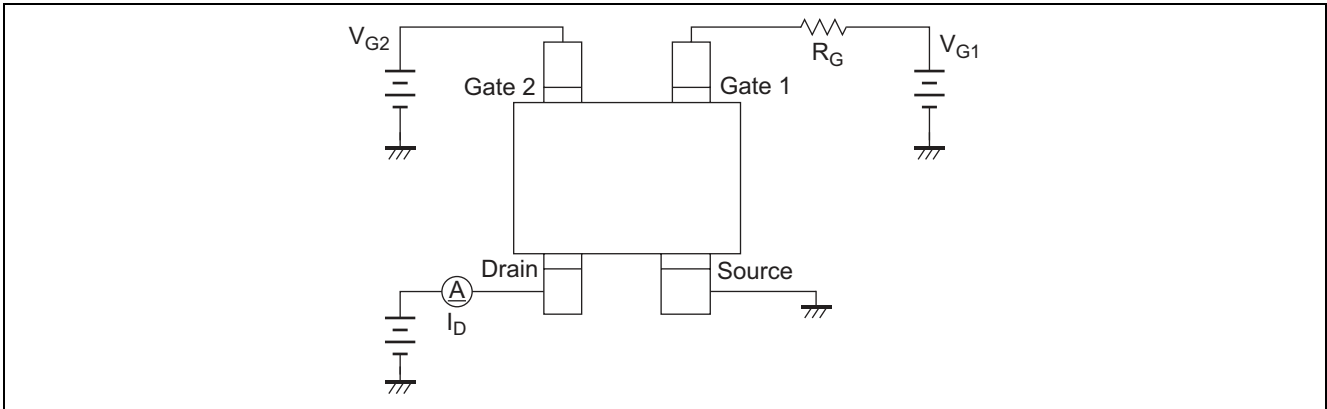
(Ta = 25°C)

Item	Symbol	Min	Typ	Max	Unit	Test conditions
Drain to source breakdown voltage	$V_{(BR)DSS}$	6	—	—	V	$I_D = 200 \mu A, V_{G1S} = V_{G2S} = 0$
Gate1 to source breakdown voltage	$V_{(BR)G1SS}$	+6	—	—	V	$I_{G1} = +10 \mu A, V_{G2S} = V_{DS} = 0$
Gate2 to source breakdown voltage	$V_{(BR)G2SS}$	+6	—	—	V	$I_{G2} = +10 \mu A, V_{G1S} = V_{DS} = 0$
Gate1 to source cutoff current	I_{G1SS}	—	—	+100	nA	$V_{G1S} = +5 V, V_{G2S} = V_{DS} = 0$
Gate2 to source cutoff current	I_{G2SS}	—	—	+100	nA	$V_{G2S} = +5 V, V_{G1S} = V_{DS} = 0$
Gate1 to source cutoff voltage	$V_{G1S(off)}$	0.6	0.85	1.1	V	$V_{DS} = 5 V, V_{G2S} = 4 V$ $I_D = 100 \mu A$
Gate2 to source cutoff voltage	$V_{G2S(off)}$	0.6	0.85	1.1	V	$V_{DS} = 5 V, V_{G1S} = 5 V$ $I_D = 100 \mu A$
Drain current	$I_{D(op)}$	13	16	19	mA	$V_{DS} = 5 V, V_{G1} = 5 V$ $V_{G2S} = 4 V, R_G = 120 k\Omega$
Forward transfer admittance	$ y_{fs} $	24	29	34	mS	$V_{DS} = 5 V, V_{G1} = 5 V, V_{G2S} = 4 V$ $R_G = 120 k\Omega, f = 1 kHz$
Input capacitance	C_{iss}	1.7	2.1	2.5	pF	$V_{DS} = 5 V, V_{G1} = 5 V$
Output capacitance	C_{oss}	1.0	1.4	1.8	pF	$V_{G2S} = 4 V, R_G = 120 k\Omega$
Reverse transfer capacitance	C_{rss}	—	0.027	0.05	pF	$f = 1 MHz$
Power gain (1)	PG	25	30	—	dB	$V_{DS} = 5 V, V_{G1} = 5 V$
Noise figure (1)	NF	—	1.0	1.8	dB	$V_{G2S} = 4 V, R_G = 120 k\Omega$ $f = 200 MHz$
Power gain (2)	PG	17	22	—	dB	$V_{DS} = 5 V, V_{G1} = 5 V$
Noise figure (2)	NF	—	1.75	2.3	dB	$V_{G2S} = 4 V, R_G = 120 k\Omega$ $f = 900 MHz$

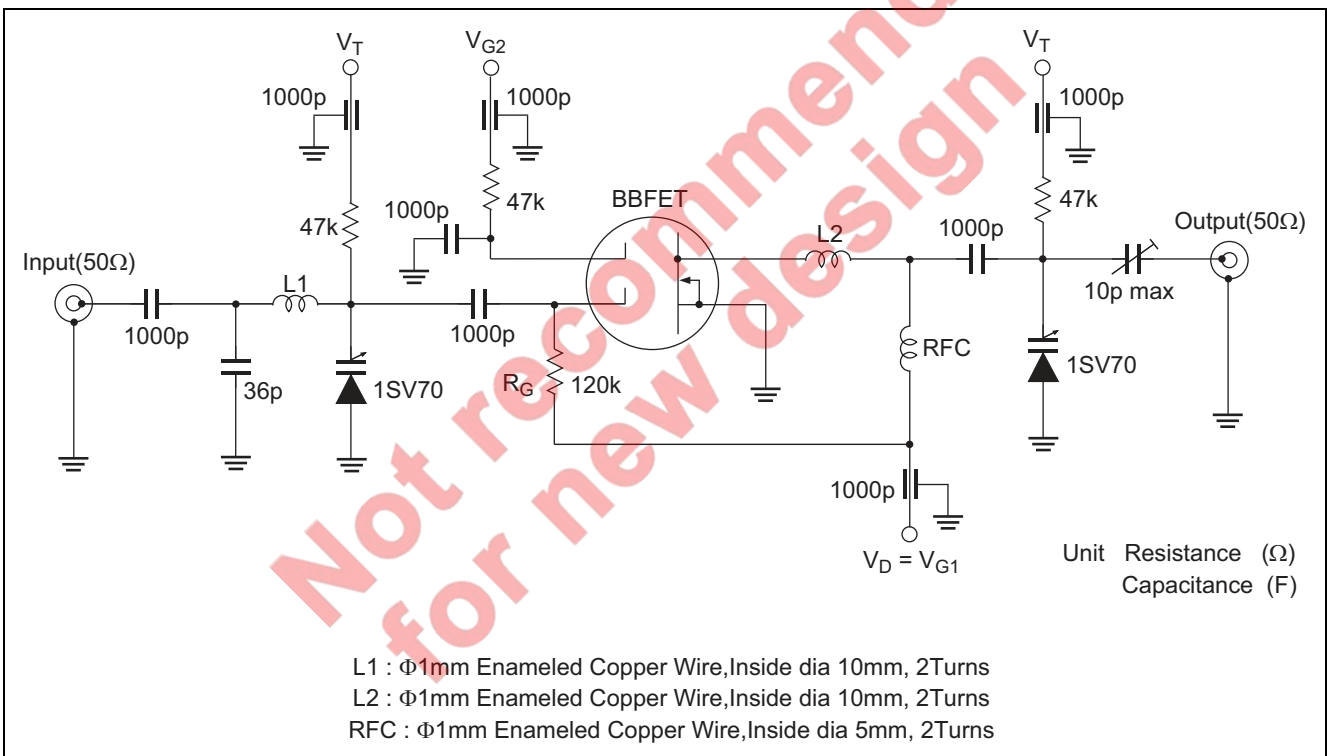
Not recommended
for new designs

Test Circuits

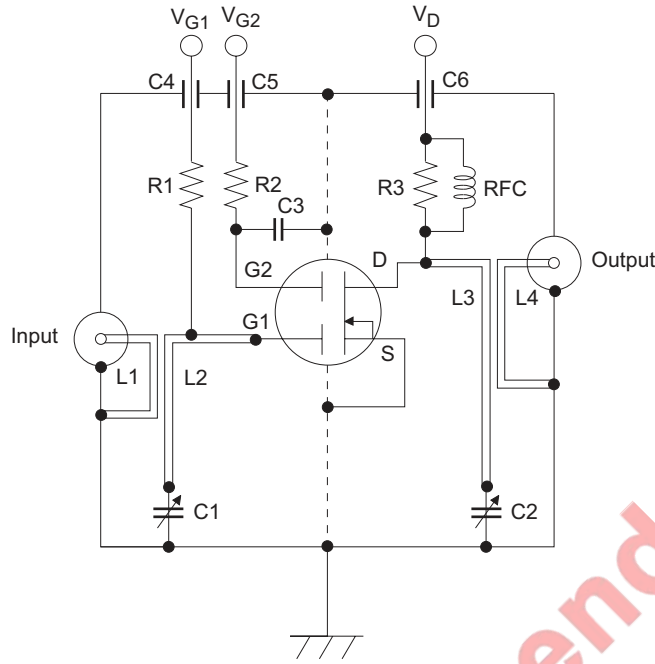
- DC Biasing Circuit for Operating Characteristics Items ($I_{D(op)}$, $|y_{fs}|$, C_{iss} , C_{oss} , C_{rss} , NF, PG)



- 200MHz Power Gain, Noise Figure Test Circuit

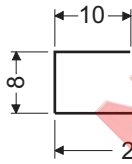


• 900 MHz Power Gain, Noise Figure Test Circuit

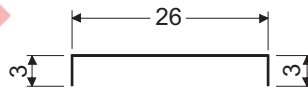


- C1, C2 : Variable Capacitor (10pF MAX)
- C3 : Disk Capacitor (1000pF)
- C4 to C6 : Air Capacitor (1000pF)
- R1 : 120 kΩ
- R2 : 47 kΩ
- R3 : 4.7 kΩ

L1:

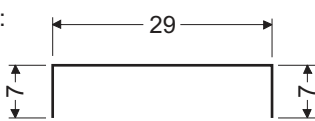


L2:

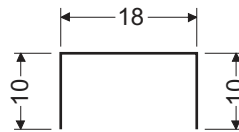


(Φ1mm Copper wire)
Unit:mm

L3:

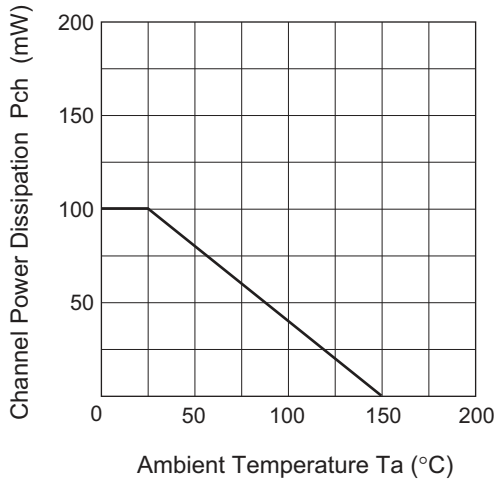


L4:

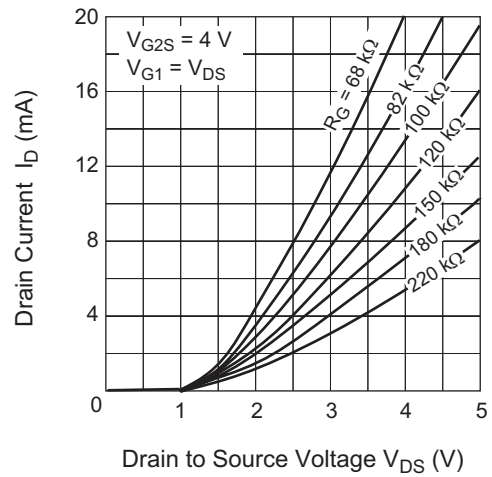


RFC : Φ1mm Copper wire with enamel 4turns inside dia 6mm

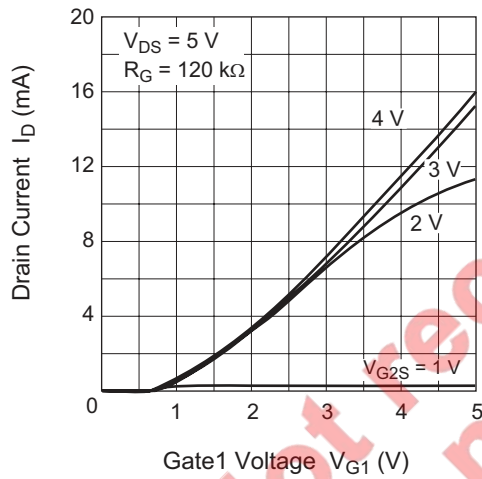
Maximum Channel Power Dissipation Curve



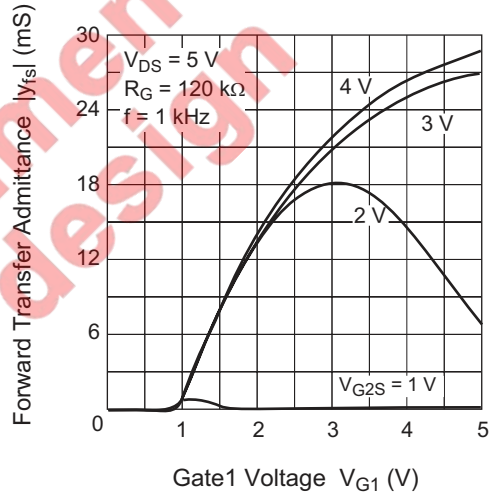
Typical Output Characteristics



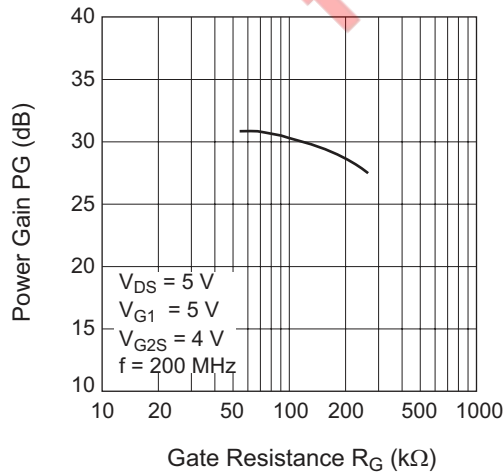
Drain Current vs. Gate1 Voltage



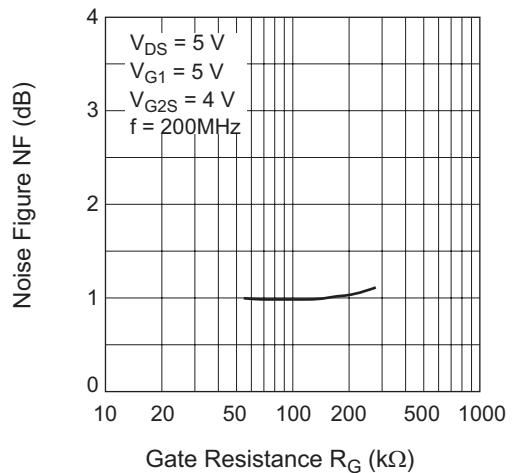
Forward Transfer Admittance vs. Gate1 Voltage

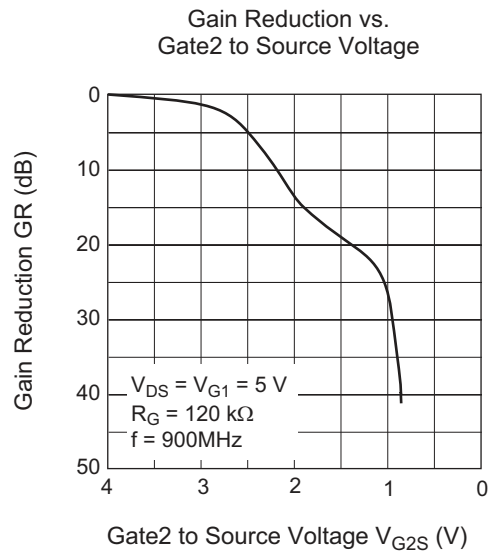
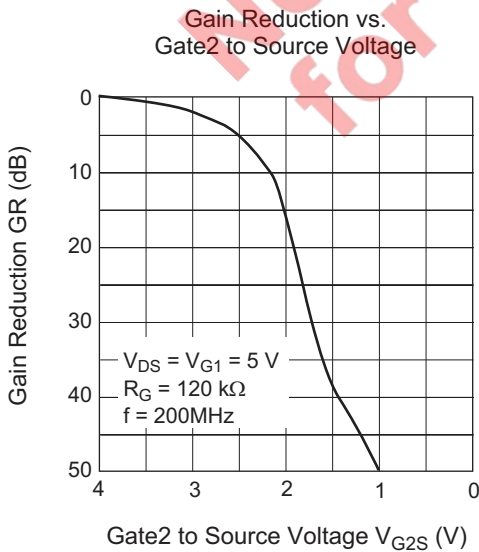
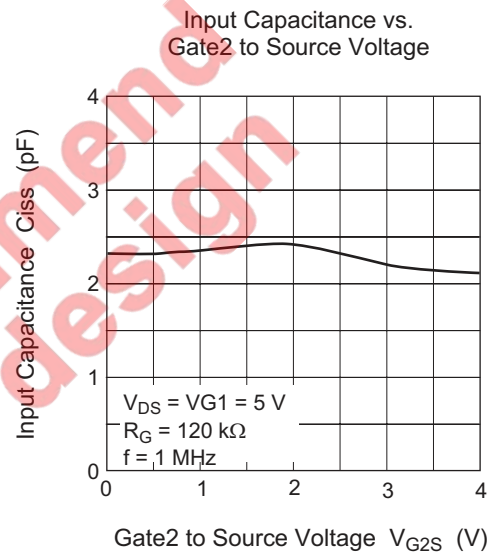
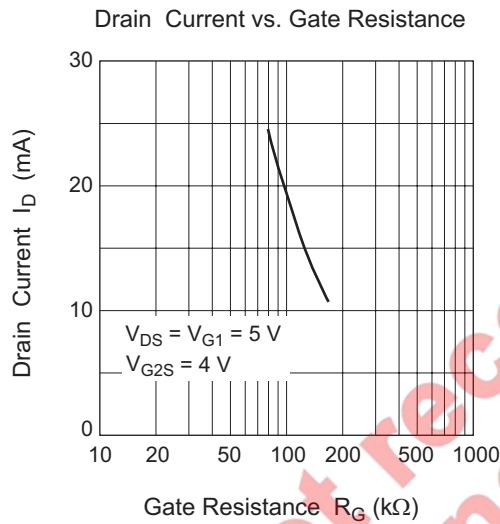
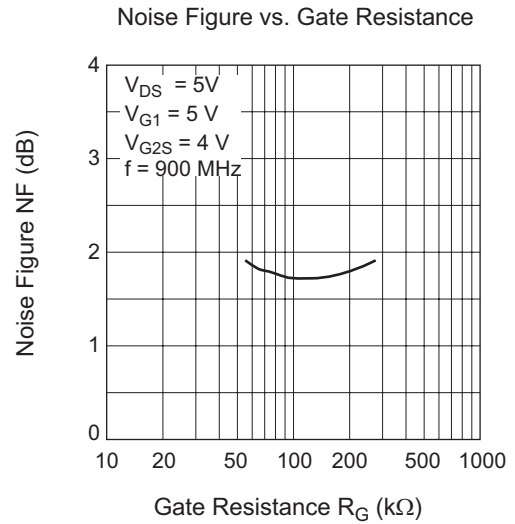
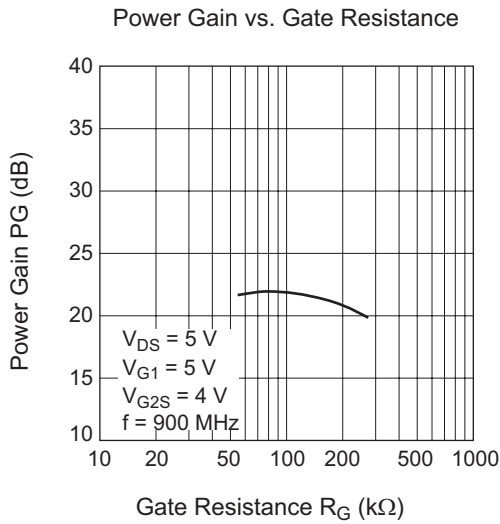


Power Gain vs. Gate Resistance

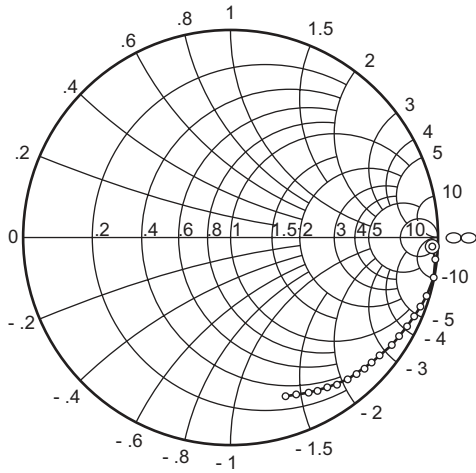


Noise Figure vs. Gate Resistance





S11 Parameter vs. Frequency

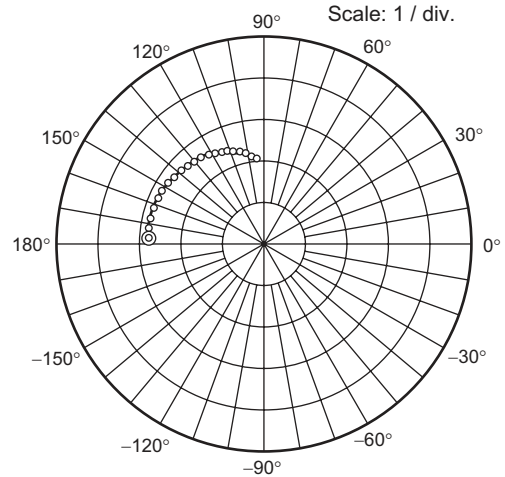


Test Condition: $V_{DS} = 5\text{ V}$, $V_{G1} = 5\text{ V}$
 $V_{G2S} = 4\text{ V}$, $R_G = 120\text{ k}\Omega$,
 $Z_o = 50\Omega$

50 to 1000 MHz (50 MHz step)



S21 Parameter vs. Frequency

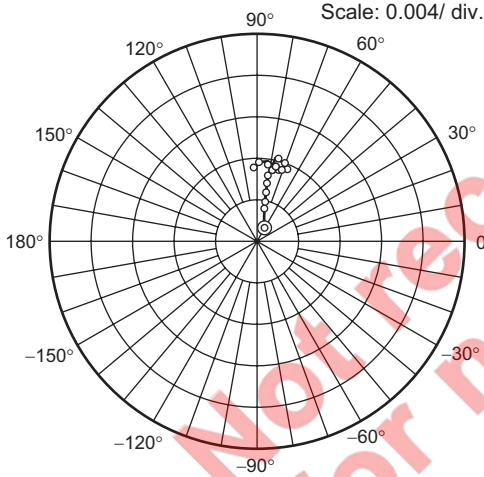


Test Condition: $V_{DS} = 5\text{ V}$, $V_{G1} = 5\text{ V}$
 $V_{G2S} = 4\text{ V}$, $R_G = 120\text{ k}\Omega$,
 $Z_o = 50\Omega$

50 to 1000 MHz (50 MHz step)



S12 Parameter vs. Frequency

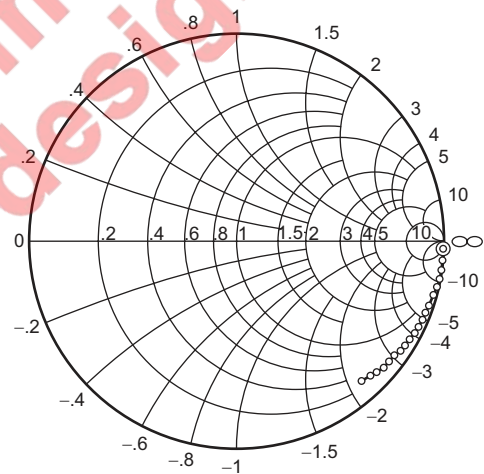


Test Condition: $V_{DS} = 5\text{ V}$, $V_{G1} = 5\text{ V}$
 $V_{G2S} = 4\text{ V}$, $R_G = 120\text{ k}\Omega$,
 $Z_o = 50\Omega$

50 to 1000 MHz (50 MHz step)



S22 Parameter vs. Frequency



Test Condition: $V_{DS} = 5\text{ V}$, $V_{G1} = 5\text{ V}$
 $V_{G2S} = 4\text{ V}$, $R_G = 120\text{ k}\Omega$,
 $Z_o = 50\Omega$

50 to 1000 MHz (50 MHz step)



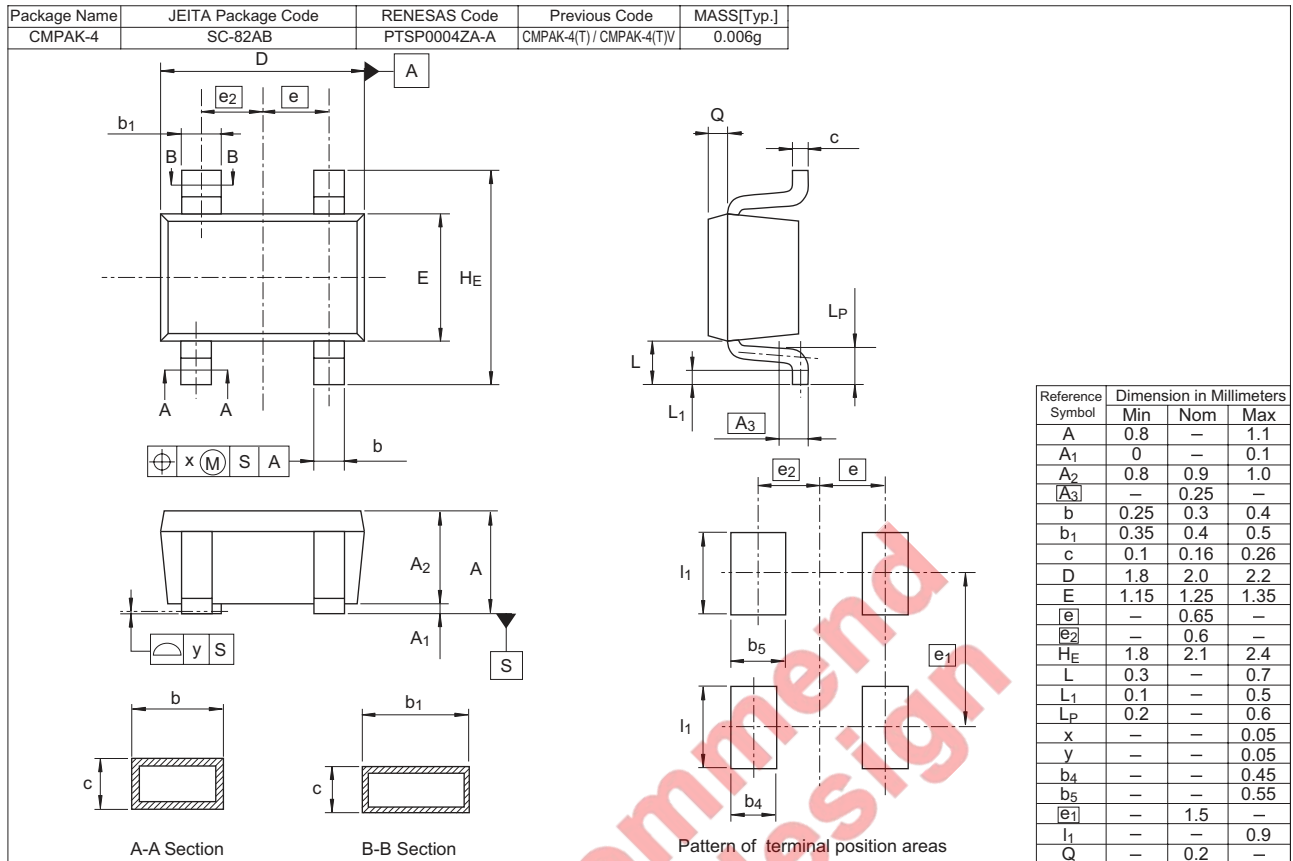
S Parameter

 $(V_{DS} = V_{G1} = 5V, V_{G2S} = 4V, R_G = 120k\Omega, Z_0 = 50\Omega)$

f(MHz)	S11		S21		S12		S22	
	MAG.	ANG.	MAG.	ANG.	MAG.	ANG.	MAG.	ANG.
50	1.000	-3.3	2.80	175.9	0.00106	58.8	0.990	-2.4
100	0.993	-7.2	2.78	170.9	0.00171	75.7	0.992	-4.7
150	0.991	-10.9	2.77	166.1	0.00253	75.1	0.991	-7.2
200	0.984	-15.0	2.74	161.2	0.00356	77.4	0.987	-9.6
250	0.978	-19.0	2.72	156.5	0.00442	78.2	0.985	-12.2
300	0.970	-22.8	2.68	151.8	0.00485	80.0	0.982	-14.7
350	0.958	-26.7	2.64	147.2	0.00576	74.7	0.978	-17.1
400	0.954	-30.3	2.60	142.7	0.00642	71.7	0.973	-19.6
450	0.945	-33.8	2.56	138.6	0.00689	73.3	0.968	-22.0
500	0.932	-37.5	2.50	134.1	0.00712	71.8	0.963	-24.2
550	0.920	-40.6	2.46	129.8	0.00765	70.7	0.958	-26.7
600	0.910	-44.3	2.41	125.7	0.00804	69.9	0.952	-28.9
650	0.900	-47.5	2.37	121.6	0.00798	69.1	0.947	-31.3
700	0.887	-50.9	2.31	117.8	0.00787	67.8	0.942	-33.4
750	0.870	-54.4	2.27	113.6	0.00785	70.8	0.936	-35.8
800	0.863	-57.6	2.22	110.0	0.00758	73.3	0.929	-37.9
850	0.853	-60.9	2.18	105.8	0.00721	75.2	0.924	-40.3
900	0.839	-63.6	2.12	102.2	0.00694	75.8	0.917	-42.5
950	0.827	-66.5	2.07	98.6	0.00716	88.1	0.912	-44.5
1000	0.819	-70.1	2.04	94.9	0.00667	92.7	0.906	-46.7

Not recommended for new design

Package Dimensions



Ordering Information

Orderable Part Number	Quantity	Shipping Container
BB504CDS-TL-E	3000	φ 178 mm Reel, 8 mm Emboss Taping
BB504CDS-TL-H		

Note: For some grades, production may be terminated. Please contact the Renesas sales office to check the state of production before ordering the product.

Notice

- All information included in this document is current as of the date this document is issued. Such information, however, is subject to change without any prior notice. Before purchasing or using any Renesas Electronics products listed herein, please confirm the latest product information with a Renesas Electronics sales office. Also, please pay regular and careful attention to additional and different information to be disclosed by Renesas Electronics such as that disclosed through our website.
- Renesas Electronics does not assume any liability for infringement of patents, copyrights, or other intellectual property rights of third parties by or arising from the use of Renesas Electronics products or technical information described in this document. No license, express, implied or otherwise, is granted hereby under any patents, copyrights or other intellectual property rights of Renesas Electronics or others.
- You should not alter, modify, copy, or otherwise misappropriate any Renesas Electronics product, whether in whole or in part.
- Descriptions of circuits, software and other related information in this document are provided only to illustrate the operation of semiconductor products and application examples. You are fully responsible for the incorporation of these circuits, software, and information in the design of your equipment. Renesas Electronics assumes no responsibility for any losses incurred by you or third parties arising from the use of these circuits, software, or information.
- When exporting the products or technology described in this document, you should comply with the applicable export control laws and regulations and follow the procedures required by such laws and regulations. You should not use Renesas Electronics products or the technology described in this document for any purpose relating to military applications or use by the military, including but not limited to the development of weapons of mass destruction. Renesas Electronics products and technology may not be used for or incorporated into any products or systems whose manufacture, use, or sale is prohibited under any applicable domestic or foreign laws or regulations.
- Renesas Electronics has used reasonable care in preparing the information included in this document, but Renesas Electronics does not warrant that such information is error free. Renesas Electronics assumes no liability whatsoever for any damages incurred by you resulting from errors in or omissions from the information included herein.
- Renesas Electronics products are classified according to the following three quality grades: "Standard", "High Quality", and "Specific". The recommended applications for each Renesas Electronics product depends on the product's quality grade, as indicated below. You must check the quality grade of each Renesas Electronics product before using it in a particular application. You may not use any Renesas Electronics product for any application categorized as "Specific" without the prior written consent of Renesas Electronics. Further, you may not use any Renesas Electronics product for any application for which it is not intended without the prior written consent of Renesas Electronics. Renesas Electronics shall not be in any way liable for any damages or losses incurred by you or third parties arising from the use of any Renesas Electronics product for an application categorized as "Specific" or for which the product is not intended where you have failed to obtain the prior written consent of Renesas Electronics. The quality grade of each Renesas Electronics product is "Standard" unless otherwise expressly specified in a Renesas Electronics data sheets or data books, etc.
Standard: Computers; office equipment; communications equipment; test and measurement equipment; audio and visual equipment; home electronic appliances; machine tools; personal electronic equipment; and industrial robots.
High Quality: Transportation equipment (automobiles, trains, ships, etc.); traffic control systems; anti-disaster systems; anti-crime systems; safety equipment; and medical equipment not specifically designed for life support.
Specific: Aircraft; aerospace equipment; submersible repeaters; nuclear reactor control systems; medical equipment or systems for life support (e.g. artificial life support devices or systems), surgical implantations, or healthcare intervention (e.g. excision, etc.), and any other applications or purposes that pose a direct threat to human life.
- You should use the Renesas Electronics products described in this document within the range specified by Renesas Electronics, especially with respect to the maximum rating, operating supply voltage range, movement power voltage range, heat radiation characteristics, installation and other product characteristics. Renesas Electronics shall have no liability for malfunctions or damages arising out of the use of Renesas Electronics products beyond such specified ranges.
- Although Renesas Electronics endeavors to improve the quality and reliability of its products, semiconductor products have specific characteristics such as the occurrence of failure at a certain rate and malfunctions under certain use conditions. Further, Renesas Electronics products are not subject to radiation resistance design. Please be sure to implement safety measures to guard them against the possibility of physical injury, and injury or damage caused by fire in the event of the failure of a Renesas Electronics product, such as safety design for hardware and software including but not limited to redundancy, fire control and malfunction prevention, appropriate treatment for aging degradation or any other appropriate measures. Because the evaluation of microcomputer software alone is very difficult, please evaluate the safety of the final products or system manufactured by you.
- Please contact a Renesas Electronics sales office for details as to environmental matters such as the environmental compatibility of each Renesas Electronics product. Please use Renesas Electronics products in compliance with all applicable laws and regulations that regulate the inclusion or use of controlled substances, including without limitation, the EU RoHS Directive. Renesas Electronics assumes no liability for damages or losses occurring as a result of your noncompliance with applicable laws and regulations.
- This document may not be reproduced or duplicated, in any form, in whole or in part, without prior written consent of Renesas Electronics.
- Please contact a Renesas Electronics sales office if you have any questions regarding the information contained in this document or Renesas Electronics products, or if you have any other inquiries.
(Note 1) "Renesas Electronics" as used in this document means Renesas Electronics Corporation and also includes its majority-owned subsidiaries.
(Note 2) "Renesas Electronics product(s)" means any product developed or manufactured by or for Renesas Electronics.



SALES OFFICES

Renesas Electronics Corporation

<http://www.renesas.com>

Refer to "<http://www.renesas.com/>" for the latest and detailed information.

Renesas Electronics America Inc.

2880 Scott Boulevard Santa Clara, CA 95050-2554, U.S.A.
Tel: +1-408-588-6000, Fax: +1-408-588-6130

Renesas Electronics Canada Limited

1101 Nicholson Road, Newmarket, Ontario L3Y 9C3, Canada
Tel: +1-905-898-5441, Fax: +1-905-898-3220

Renesas Electronics Europe Limited

Dukes Meadow, Millboard Road, Bourne End, Buckinghamshire, SL8 5FH, U.K.
Tel: +44-1628-585-100, Fax: +44-1628-585-900

Renesas Electronics Europe GmbH

Arcadiastrasse 10, 40472 Düsseldorf, Germany
Tel: +49-211-65030, Fax: +49-211-6503-1327

Renesas Electronics (China) Co., Ltd.

7th Floor, Quantum Plaza, No.27 ZhiChunLu Haidian District, Beijing 100083, P.R.China
Tel: +86-10-8235-1155, Fax: +86-10-8235-7679

Renesas Electronics (Shanghai) Co., Ltd.

Unit 204, 205, AZIA Center, No.1233 Lujiazui Ring Rd., Pudong District, Shanghai 200120, China
Tel: +86-21-5877-1818, Fax: +86-21-6887-7858 / -7898

Renesas Electronics Hong Kong Limited

Unit 1601-1613, 16/F., Tower 2, Grand Century Place, 193 Prince Edward Road West, Mongkok, Kowloon, Hong Kong
Tel: +852-2886-9318, Fax: +852 2886-9022/9044

Renesas Electronics Taiwan Co., Ltd.

13F, No. 363, Fu Shing North Road, Taipei, Taiwan
Tel: +886-2-8175-9600, Fax: +886 2-8175-9670

Renesas Electronics Singapore Pte. Ltd.

1 HarbourFront Avenue, #06-10, Keppel Bay Tower, Singapore 098632
Tel: +65-6213-0200, Fax: +65-6278-8001

Renesas Electronics Malaysia Sdn.Bhd.

Unit 906, Block B, Menara Amcorp, Amcorp Trade Centre, No. 18, Jln Persiaran Barat, 46050 Petaling Jaya, Selangor Darul Ehsan, Malaysia
Tel: +60-3-7955-9390, Fax: +60-3-7955-9510

Renesas Electronics Korea Co., Ltd.

11F., Samik Lavied' or Bldg., 720-2 Yeoksam-Dong, Kangnam-Ku, Seoul 135-080, Korea
Tel: +82-2-558-3737, Fax: +82-2-558-5141