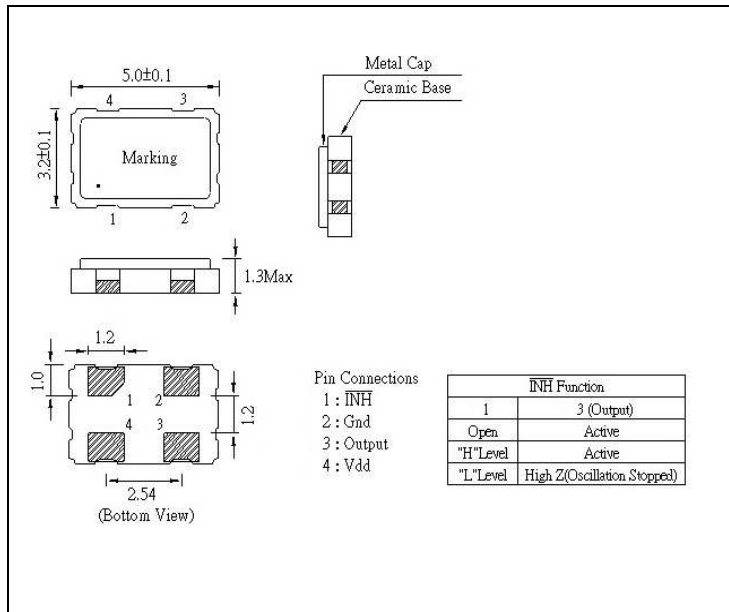


#### ELECTRICAL SPECIFICATION

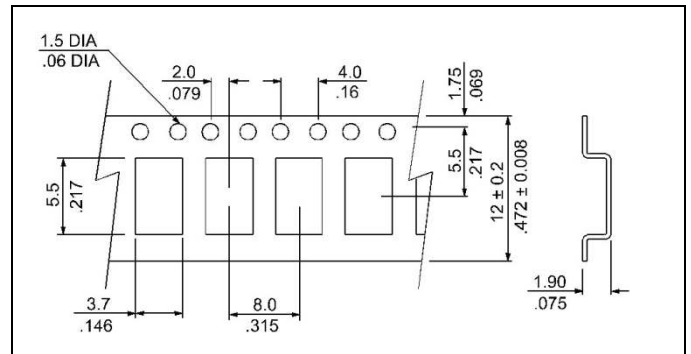
PARAMETER	SYMBOL	CONDITIONS	VALUE	UNIT
Nominal Frequency	$f_o$	$T_a=25^{\circ}\text{C}$	33.000	MHz
Supply Voltage Range	$V_{CC}$	$V_{CC} \pm 5\%$	3.3	VDC
Supply Current, max	$I_s$	$T_a=25^{\circ}\text{C}$	7	mA
Operating Temperature Range	$T_a$		$-20 \sim +70$	$^{\circ}\text{C}$
Storage Temperature Range	$T_{(stg)}$	Absolute max	$-55 \sim +125$	$^{\circ}\text{C}$
Frequency Stability	$\Delta f/f_o$	Inclusive of $25^{\circ}\text{C}$ Tolerance and Changes due to Operating Temperature, Supply Voltage, Load and Aging	$\pm 100$	ppm
Output Voltage	$V_{OL}$	Logic "0" Level	$0.1 \times V_{CC}$	VDC
	$V_{OH}$	Logic "1" Level	$0.9 \times V_{CC}$	VDC
Output Load		CMOS Output	15	pF
Enable / Disable Function	E/D	Pin 1: N.C. (Open) or High	Pin 3 – Oscillation (Enabled)	
		Pin 1: Low	Pin 3 – High Impedance (Disabled)	
Enable / Disable Time, max	$T_{E/D}$		100	ns
Symmetry (Duty Cycle)	DC	@50% Vdd	40 ~ 60	%
Rise Time and Fall Time	$t_r / t_f$	@10% to 90% Vdd	5	ns
Stand-by Current, max	$I_{(std-by)}$		10	$\mu\text{A}$
Phase Jitter, max	J	$1\sigma$ , $12\text{kHz} < F_j < 20\text{MHz}$	1	ps

#### MECHANICAL SPECIFICATION



NOTE: A capacitor of 0.01  $\mu\text{F}$  between Vcc and Ground is recommended

#### CARRIER TAPE DIMENSIONS

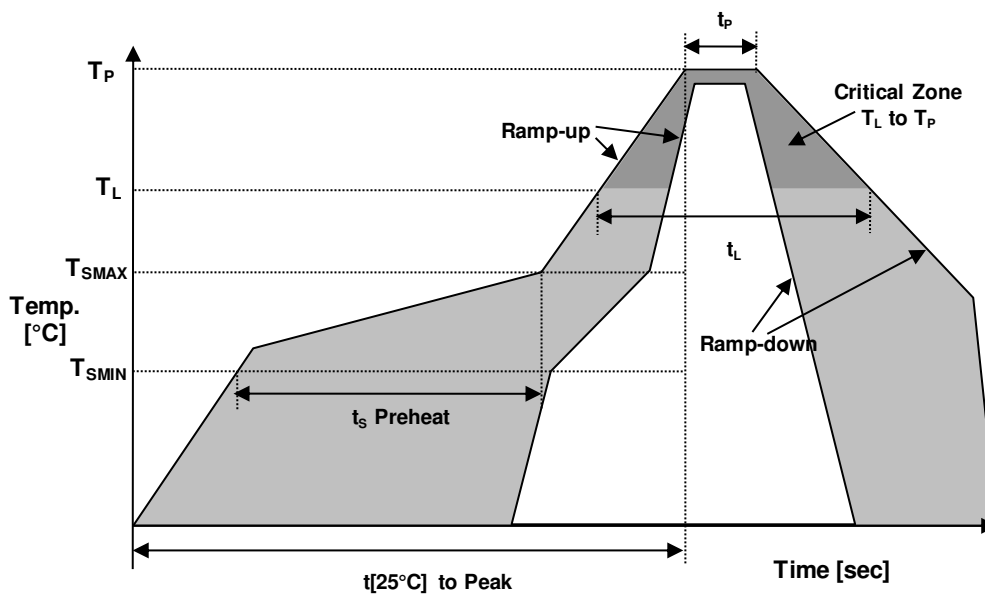


NOTE: REFER TO EIA-481 FOR DIMENSIONS NOT LISTED

#### PACKAGING

178 mm REEL DIAMETER  
24 mm TAPE WIDTH, 4 mm PITCH  
QUANTITY: 1000 PIECES PER REEL  
IN ACCORDANCE WITH EIA-481

### REFLOW PROFILE



Reflow profile		
Temperature Min Preheat	$T_{SMIN}$	150°C
Temperature Max Preheat	$T_{SMAX}$	200°C
Time ( $T_{SMIN}$ to $T_{SMAX}$ )	$t_s$	60-180 sec.
Temperature	$T_L$	217°C
Peak Temperature	$T_P$	260°C
Ramp-up rate	$R_{UP}$	3°C/sec max.
Ramp-down rate	$R_{DOWN}$	6°C/sec max.
Time within 5°C of Peak Temperature	$t_p$	10 sec.
Time $t[25^\circ\text{C}]$ to Peak Temperature	$t[25^\circ\text{C}]$ to Peak	480 sec.
Time	$t_L$	60-150 sec.

### ENVIRONMENTAL

PARAMETER	VALUE
MOISTURE SENSITIVITY LEVEL	1
RoHS	Compliant
REACH-SVHC	Compliant
HALOGEN-FREE	Compliant
TERMINATION FINISH	Au



#### MARKING

Rx33.000

•3Cyw

x – 1 or 2 digits as Internal Production ID code

y – Year code

w – Week code

YEAR CODE	
Year	Code
2015	5
2016	6
2017	7
2018	8
2019	9
2020	0
2021	1
2022	2
2023	3
2024	4
2025	5

ALPHA WEEK CODE TABLE					
Week	Code	Week	Code	Week	Code
1	a	19	s	37	K
2	b	20	t	38	L
3	c	21	u	39	M
4	d	22	v	40	N
5	e	23	w	41	O
6	f	24	x	42	P
7	g	25	y	43	Q
8	h	26	z	44	R
9	i	27	A	45	S
10	j	28	B	46	T
11	k	29	C	47	U
12	l	30	D	48	V
13	m	31	E	49	W
14	n	32	F	50	X
15	o	33	G	51	Y
16	p	34	H	52	Z
17	q	35	I		
18	r	36	J		

#### APPROVAL

RALTRON	
DRAWN BY:	YLi, June 5, 2020
APPROVED BY:	CP, June 5, 2020
REVISION:	A, Initial Release

Raltron Electronics / RAMI Technology USA, LLC, including its affiliates, employees, agents and other persons acting on its behalf (collectively Raltron/RAMI Tech), disclaim any and all liability for any errors or inaccuracies contained in this data sheet. While Raltron/RAMI Tech has made every reasonable effort to ensure the accuracy of all product information, specifications and data contained herein, Raltron/RAMI Tech does not guarantee that the information is accurate, reliable or current. The product information is provided only for reference purposes only and is subject to change, correction or revision, at any time without notice. Raltron/RAMI Tech does not assume any liability arising out of an application or use of any product described herein and disclaims any warranties expressed or implied. The user of products in such applications shall assume all risks of such use and will agree to hold Raltron/RAMI Tech, harmless against all damages.

Copyright © 2016, Raltron Electronics / RAMI Technology USA, LLC. All rights reserved. No part of this document may be reproduced in any form without the prior written permission of Raltron Electronics / RAMI Technology USA, LLC.