



QR Series Strip & Core Tools

The HSC-XXXQR series coring and stripping tools are specifically designed to prepare CommScope Quantum Reach® hardline coaxial cables for connector application. The HSC-XXXQR is a kit that consists of an outer jacket stripper and a coring tool designed to core the dielectric foam while stripping both the jacket and aluminum sheath.

- The Jacket Stripper will remove the correct amount of jacket for preparing the cable for connector application.
- The T handle of the coring tool can be easily removed, and a drill is simply added in place of the handle for easier coring no other changes or steps are necessary.



Prepare the cable for coring by insuring the end of the cable is cut square and is not out of round. The HSC-XXXQR series coring tool kit is supplied with the stripper end attached to the tool.

- To remove the stripper end simply pull it away from the coring tool.
- Quantum Reach cable need to be cored first before the jacket is stripped.






- Core the cable by placing the coring tool end up against the end of the prepped cable.
- Apply some force and start turning the handle in a clockwise direction.
- The ratchet feature allows you to continue coring without having to remove your hands from the tool.
- Continue coring until the cable has "bottomed out" in the coring tool. Once this

happens you will no longer be able to move the coring tool further down the cable.

- Remove the coring tool. The coring tool will have provided a coring depth of 1 1/4" a center conductor length of 1 1/16".
- Next use the jacket stripper to remove the outer jacket of the cable.

- Place the jacket stripper over the cored end of the tool until the tool hits the end of the cable.
- Rotate the tool clockwise and keep rotating until rotating the tool does not strip any more jacket.
- Remove the tool. The tool will have stripped 5/8" of an inch of jacket for .860 cable and 1/2" of jacket for .540 cable.



134 Marbledale Road • Tuckahoe, NY 10707
Tel: 914-793-0700 • Fax: 914-793-4527
E-mail: sales@jonard.com
www.jonard.com



QR Series Strip & Core Tools

The HSC-XXXQR series coring and stripping tools are specifically designed to prepare CommScope Quantum Reach® hardline coaxial cables for connector application. The HSC-XXXQR is a kit that consists of an outer jacket stripper and a coring tool designed to core the dielectric foam while stripping both the jacket and aluminum sheath.

- The Jacket Stripper will remove the correct amount of jacket for preparing the cable for connector application.
- The T handle of the coring tool can be easily removed, and a drill is simply added in place of the handle for easier coring no other changes or steps are necessary.



Prepare the cable for coring by insuring the end of the cable is cut square and is not out of round. The HSC-XXXQR series coring tool kit is supplied with the stripper end attached to the tool.

- To remove the stripper end simply pull it away from the coring tool.
- Quantum Reach cable need to be cored first before the jacket is stripped.






- Core the cable by placing the coring tool end up against the end of the prepped cable.
- Apply some force and start turning the handle in a clockwise direction.
- The ratchet feature allows you to continue coring without having to remove your hands from the tool.
- Continue coring until the cable has "bottomed out" in the coring tool. Once this

happens you will no longer be able to move the coring tool further down the cable.

- Remove the coring tool. The coring tool will have provided a coring depth of 1 1/4" a center conductor length of 1 1/16".
- Next use the jacket stripper to remove the outer jacket of the cable.

- Place the jacket stripper over the cored end of the tool until the tool hits the end of the cable.
- Rotate the tool clockwise and keep rotating until rotating the tool does not strip any more jacket.
- Remove the tool. The tool will have stripped 5/8" of an inch of jacket for .860 cable and 1/2" of jacket for .540 cable.



134 Marbledale Road • Tuckahoe, NY 10707
Tel: 914-793-0700 • Fax: 914-793-4527
E-mail: sales@jonard.com
www.jonard.com