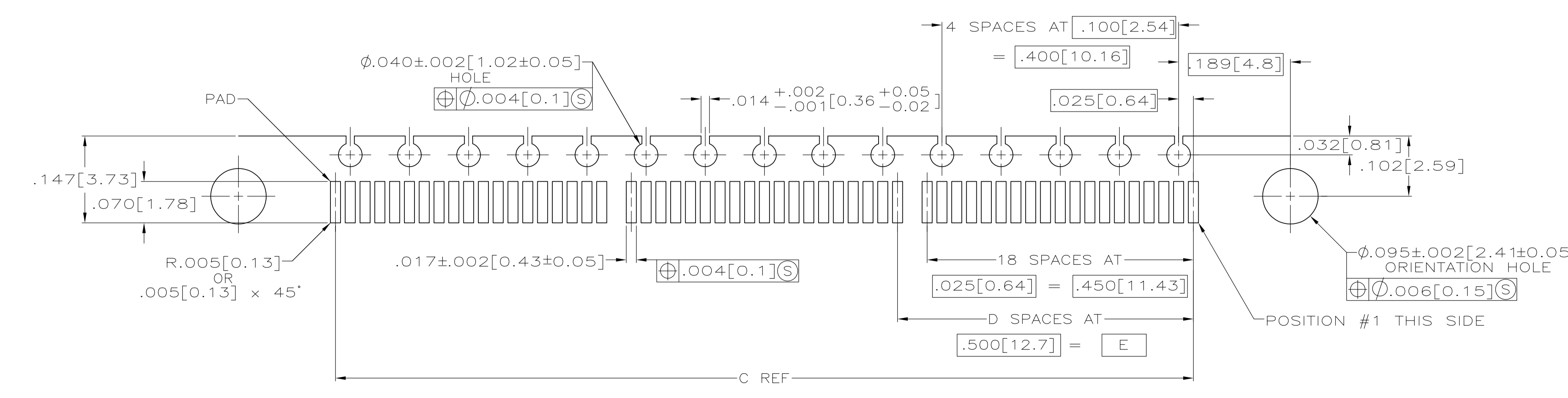
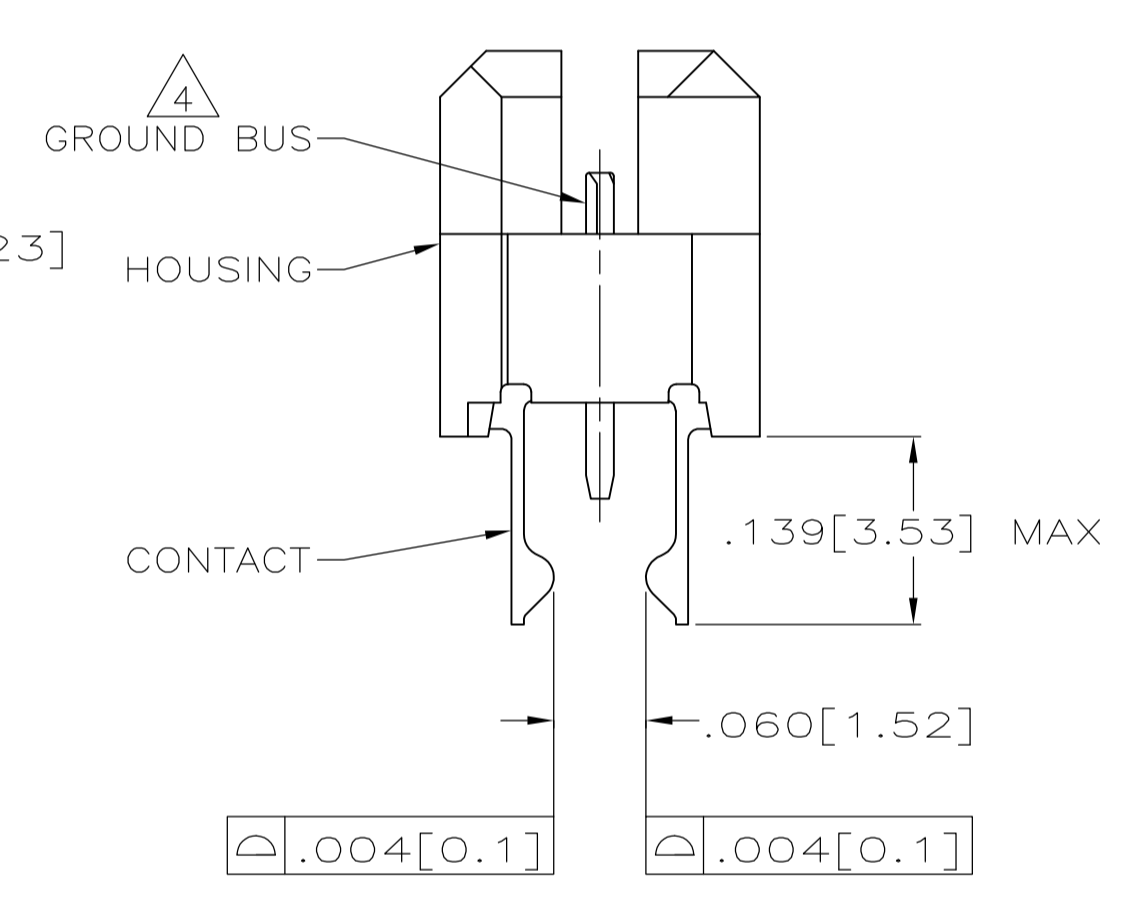
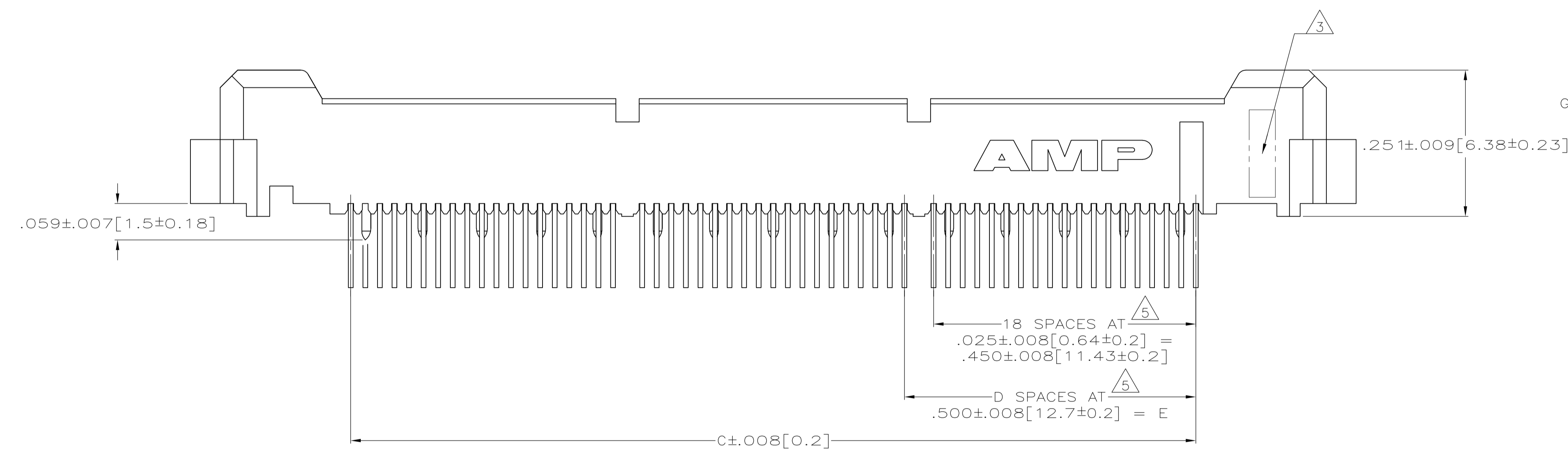
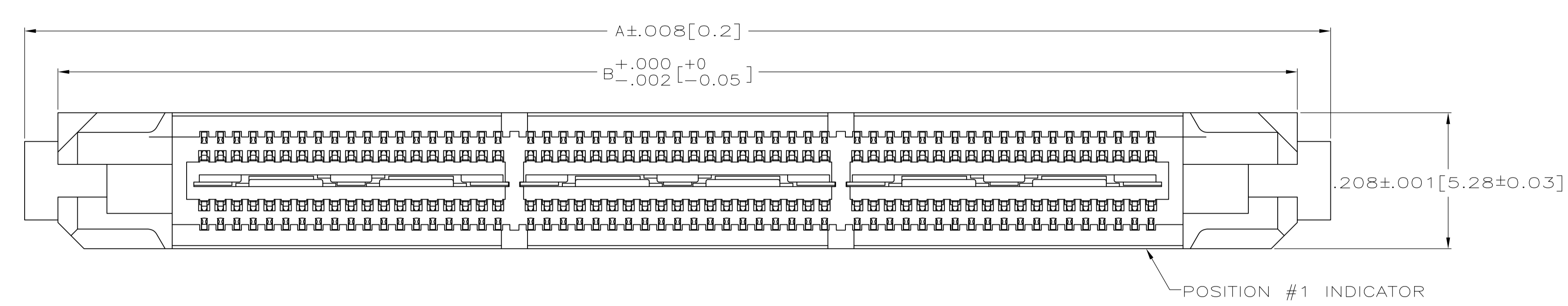


LOC		DIST		REVISIONS			
AD	47	REV	DATE	BY	APP'D	DATE	REV
B3	REVISED PER ECO-12-007590		19JUL12	KH	MH		

- 1 HOUSING: LIQUID CRYSTAL POLYMER, COLOR BLACK.
CONTACTS: HIGH RELIABILITY COPPER ALLOY.
GROUND BUSES: BRASS, UNS C26000
- 2 CONTACTS & GROUND BUSES: NICKEL UNDERPLATE ALL OVER,
MATING SURFACE PLATED TO MEET LEVEL 1 PERFORMANCE
REQUIREMENTS OF TE PRODUCT SPECIFICATION 108-1422,
SOLDER TAILS PLATED MATTE TIN.
- 3 DATE CODE MARKED IN AREA INDICATED ON SAME SIDE AS
POSITION #1.
- 4 ONE GROUND BUS WITH 5 TAILS PER EACH MODULE.
- 5 TOLERANCE NON-ACCUMULATIVE.



RECOMMENDED PC BOARD LAYOUT
(MIRROR IMAGE ON OPPOSITE SIDE)

INCHES	MILLIMETERS	INCHES	MILLIMETERS	INCHES	MILLIMETERS	INCHES	MILLIMETERS	INCHES	MILLIMETERS	NO OF POS	PART NUMBER
3.000 [76.2]	6	3.450 [87.63]	3.898 [99]	4.000 [101.6]	266	5767006-7					
2.500 [63.5]	5	2.950 [74.93]	3.398 [86.31]	3.500 [88.9]	228	5767006-6					
2.000 [50.8]	4	2.450 [62.23]	2.898 [73.61]	3.000 [76.2]	190	5767006-5					
1.500 [38.1]	3	1.950 [49.53]	2.398 [60.91]	2.500 [63.5]	152	5767006-4					
1.000 [25.4]	2	1.450 [36.83]	1.898 [48.21]	2.000 [50.8]	114	5767006-3					
.500 [12.7]	1	.950 [24.13]	1.398 [35.51]	1.500 [38.1]	76	5767006-2					
.000 [0]	0	.450 [11.43]	.898 [22.81]	1.000 [25.4]	38	5767006-1					

THIS DRAWING IS A CONTROLLED DOCUMENT.

DIMENSIONS: INCHES	TOLERANCES UNLESS OTHERWISE SPECIFIED:	APPROVED: D. DIXON	DATE: 25 OCT 04	NAME: PLUG ASSEMBLY, RIGHT ANGLE, .025[0.64] CENTER LINE, .062[1.57] PCB, MICTOR
0. PLC ± -	1. PLC ± -	2. PLC ± -	3. PLC ± .005(0.13)	4. PLC ANGLES ± -
MATERIAL: 1	FINISH: 2	SIZE: A1	WEIGHT: -	SCALE: 1:1
CUSTOMER DRAWING		DRAWING NO: 00779	DRAWING NO: 5767006	SHEET 1 OF 1