


Card Edge Connectors 0.156" (3.96mm) Pitch

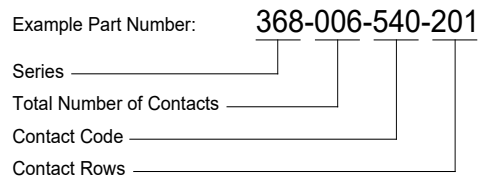
Features:

- 0.156" (3.96mm) contact spacing x 0.200" (5.08mm) row spacing
- Accepts 0.062" (1.57mm) nominal thickness P.C. board
- High profile insulator body, 0.630" (16.00mm)
- Press-fit contact termination option include 0.031" (0.79mm) square wire wrap & P. C. tails
- Modular design permits any connector length assembly
- Accepts between contact and in-contact polarizing keys
- RoHS Compliant



Specifications:

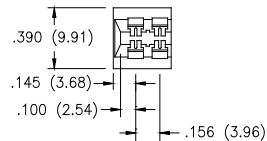
Insulator Material	UL 94V-0 Diallyl Phthalate, Green Color
Contact Material	Copper Alloy
Contact Plating	Gold Plating Over Nickel for Entire Contact
Current Rating	5 amps
Contact Resistance	10 milliohms maximum
Dielectric Withstanding Voltage	1800 V AC rms at sea level between adjacent contacts
Insulation Resistance	5000 megaohms minimum
Operating Temperature	-65°C to +125°C
Insertion Force	16 oz (4.45 N) maximum per contact pair when tested with .070" (1.78mm) thick gauge
Withdrawal Force	1 oz (0.28 N) minimum per contact pair when tested with .054" (1.37mm) thick gauge



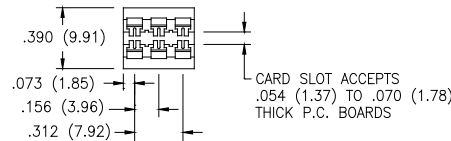
Series:
368

Total Number of Contacts:	Contact Rows:			
004	End Module			
006	Center Module			
Contact Code:	Tail Description:	Tail Size:	Tail Length "G":	
520	P.C. Tail	.031 (0.79) Square	.380 (9.65)	
540	Wire Wrap	.031 (0.79) Square	.600 (15.24)	
Contact Rows:				
201				

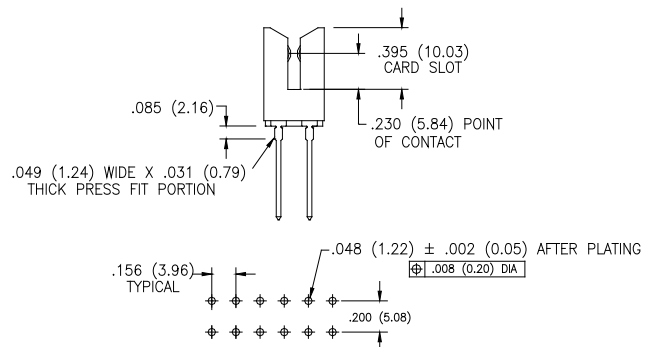
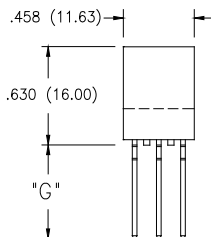
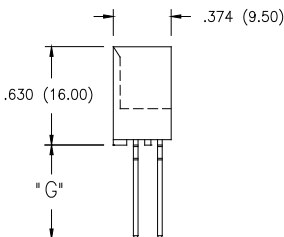
4 CONTACT END MODULE



6 CONTACT CENTRE MODULE



FOR BETWEEN CONTACT POLARIZING KEY, SPECIFY P/N 368-240-318



RECOMMENDED HOLE PATTERN FOR PRESS FIT