

211112-4 ✓ ACTIVE

**AMPLIMITE**

TE Internal #: 211112-4

Box Mount D-Sub Connectors, Receptacle, Cable-to-Cable, 11 Position, Power/Signal/Coax Combination, 2 Connector Shell Size, Socket

[View on TE.com >](#)



Connectors > D-Shaped Connectors > D-Sub Connectors > Box Mount D-Sub Connectors



Connector & Housing Type: **Receptacle**

Connector System: **Cable-to-Cable**

Number of Positions: **11**

Power/Signal/Coax Combination: **Yes**

Connector Shell Size: **2**

### Features

#### Product Type Features

Connector & Housing Type	Receptacle
Connector System	Cable-to-Cable
Connector Shell Size	2
Sealable	No
Connector & Contact Terminates To	Printed Circuit Board

#### Configuration Features

Number of Positions	11
Power/Signal/Coax Combination	Yes

#### Body Features

Rear Shell Material	Steel
Rear Shell Plating Material	Tin
Front Shell Plating Material	Tin
Mating Retention Feature Material	Stainless Steel
Front Shell Material	Steel
D-Sub Connector Insert Arrangement	11C1

#### Contact Features

Contact Type	Socket
Contact Size	Size 20, Size 8



Contact Current Rating (Max)	7.5 A, 32 A
------------------------------	-------------

### Mechanical Attachment

Mounting Hole Diameter	3.05 mm[.12 in]
------------------------	-----------------

Mating Alignment	Without
------------------	---------

### Housing Features

Centerline (Pitch)	2.77 mm[.109 in]
--------------------	------------------

### Usage Conditions

Operating Temperature Range	-55 – 125 °C[-67 – 257 °F]
-----------------------------	----------------------------

### Operation/Application

Circuit Application	Power & Signal
---------------------	----------------

### Packaging Features

Packaging Method	Package
------------------	---------

### Other

D-Shaped Connectors Comment	Cable clamp/strain relief hardware cannot be used with these arrangements.
-----------------------------	--

## Product Compliance

[For compliance documentation, visit the product page on TE.com>](#)

EU RoHS Directive 2011/65/EU	Compliant
------------------------------	-----------

EU ELV Directive 2000/53/EC	Compliant
-----------------------------	-----------

China RoHS 2 Directive MIIT Order No 32, 2016	No Restricted Materials Above Threshold
---	---

EU REACH Regulation (EC) No. 1907/2006	Current ECHA Candidate List: JUNE 2023 (235) Candidate List Declared Against: JAN 2023 (233) Does not contain REACH SVHC
--	--

Halogen Content	Not Low Halogen - contains Br or Cl > 900 ppm.
-----------------	--

Solder Process Capability	Wave solder capable to 265°C
---------------------------	------------------------------

#### Product Compliance Disclaimer

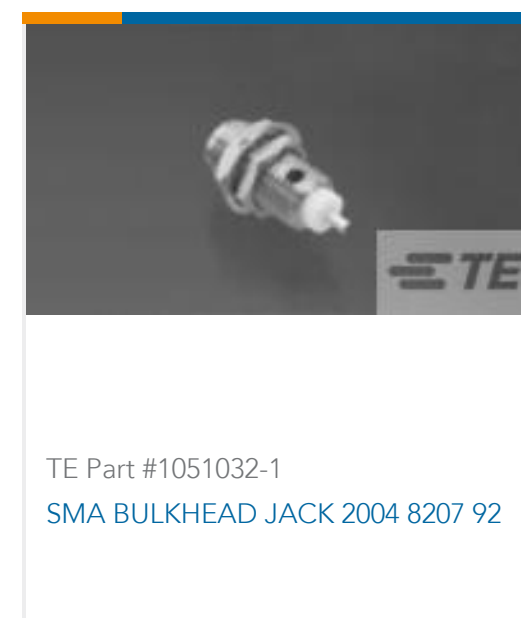
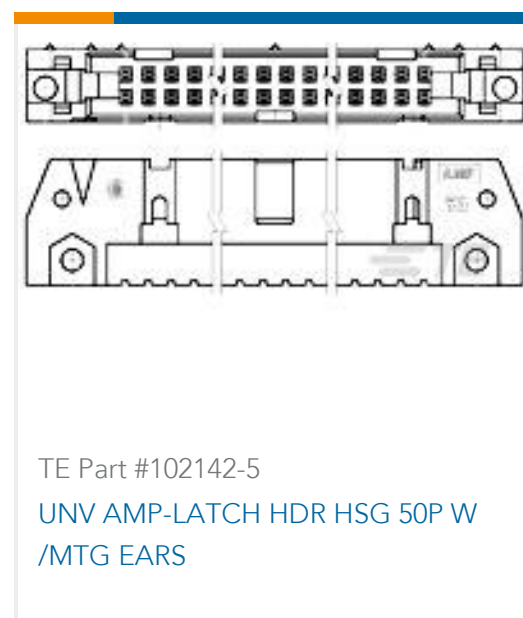
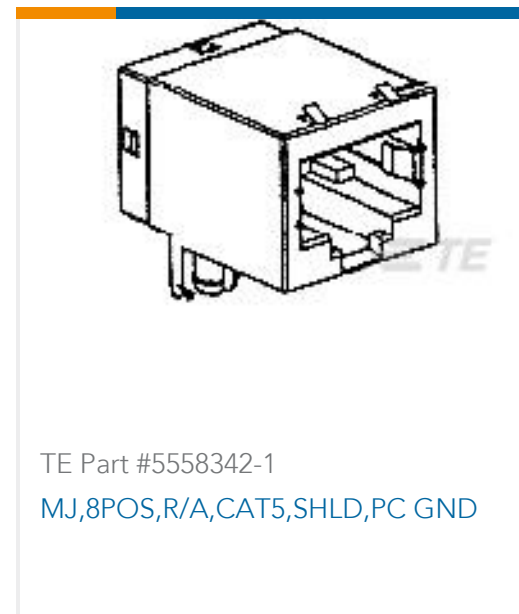
This information is provided based on reasonable inquiry of our suppliers and represents our current actual knowledge based on the information they provided. This information is subject to change. The part numbers that TE has identified as EU RoHS compliant have a maximum concentration of 0.1% by weight in homogenous materials for lead, hexavalent chromium, mercury, PBB, PBDE, DBP, BBP, DEHP, DIBP, and 0.01% for cadmium, or qualify for an exemption to these limits as defined in the Annexes of Directive 2011/65/EU (RoHS2). Finished electrical and electronic equipment products will be CE marked as required by Directive 2011/65/EU. Components may not be CE marked. Additionally, the part numbers that TE has identified as EU ELV compliant have a maximum concentration of 0.1% by weight in homogenous

materials for lead, hexavalent chromium, and mercury, and 0.01% for cadmium, or qualify for an exemption to these limits as defined in the Annexes of Directive 2000/53/EC (ELV). Regarding the REACH Regulation, the information TE provides on SVHC in articles for this part number is based on the latest European Chemicals Agency (ECHA) 'Guidance on requirements for substances in articles' posted at this URL: <https://echa.europa.eu/guidance-documents/guidance-on-reach>

## Compatible Parts



## Customers Also Bought



## Documents

### Product Drawings

AMPLIMITE,SHL,RCPT 11C1,TIN FINISH



English

---

**CAD Files**

**3D PDF**

3D

**Customer View Model**

[ENG\\_CVM\\_CVM\\_211112-4\\_AC.2d\\_dxf.zip](#)

English

**Customer View Model**

[ENG\\_CVM\\_CVM\\_211112-4\\_AC.3d\\_igs.zip](#)

English

**Customer View Model**

[ENG\\_CVM\\_CVM\\_211112-4\\_AC.3d\\_stp.zip](#)

English

By downloading the CAD file I accept and agree to the [Terms and Conditions](#) of use.

---

**Agency Approvals**

**UL Report**

English