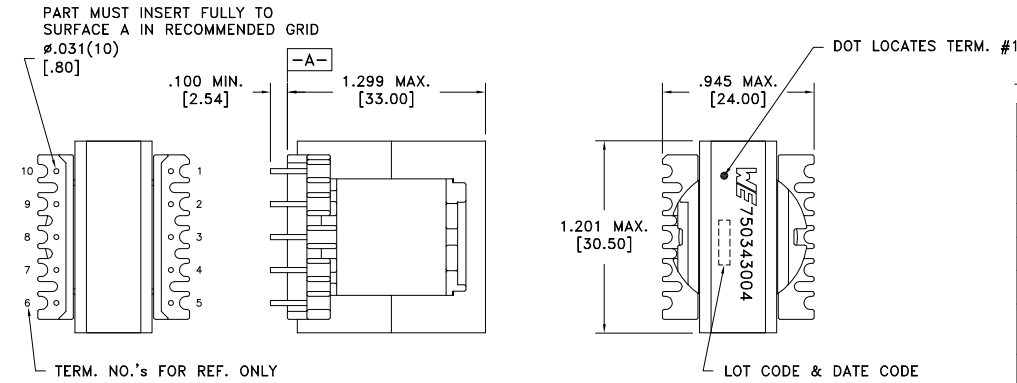
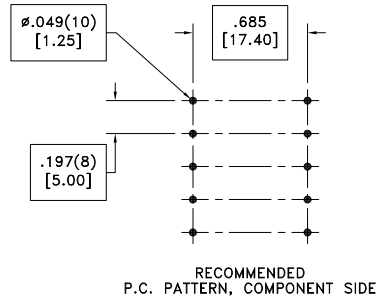
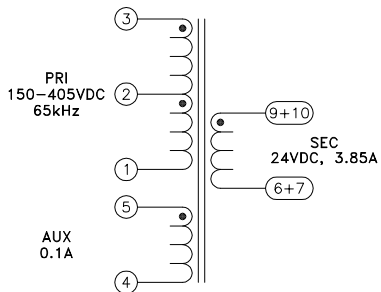


CUSTOMER TERMINAL	RoHS	LEAD(Pb)-FREE
Sn96%, Ag4%	Yes	Yes



ELECTRICAL SPECIFICATIONS @ 25°C unless otherwise noted:

PARAMETER	TEST CONDITIONS	VALUE
D.C. RESISTANCE	1-3 @20°C	0.150 ohms max.
D.C. RESISTANCE	4-5 @20°C	0.160 ohms max.
D.C. RESISTANCE	6-10 tie(6+7, 9+10), @20°C	0.015 ohms max.
INDUCTANCE	1-3 50kHz, 100mVAC, Ls	160.0uH $\pm 10\%$
SATURATION CURRENT	1-3 20% rolloff from initial	4.7A
LEAKAGE INDUCTANCE	1-3 tie(4+5+6+7+9+10), 100kHz, 100mVAC, Ls	4.0uH max.
DIELECTRIC	1-10 tie(3+4, 6+7), 3750VAC, 1 second	-
DIELECTRIC	1-Core tie(3+4), 1875VAC, 1 second	-
DIELECTRIC	10-Core tie(6+7), 1875VAC, 1 second	-
URNS RATIO	(3-1):(10-6), tie(6+7, 9+10)	4:1, $\pm 2\%$
URNS RATIO	(3-1):(5-4)	5.14:1, $\pm 2\%$



Customer to tie terminals 6&7 and 9&10 internally on PCB.

Application of the transformer allows for the leadwires between terminals 6&7 and 9&10 to solder bridge.

GENERAL SPECIFICATIONS:

OPERATING TEMPERATURE RANGE: -40°C to +125°C including temp rise.

Designed to comply with the following requirements as defined by IEC60950-1, EN60950-1, UL60950-1/CSA60950-1 and AS/NZS60950.1:

- Reinforced insulation for a primary circuit at a working voltage of 405Vpeak, Overvoltage Category II.

Wire insulation & RoHS status not affected by wire color.
 Wire insulation color may vary depending on availability.

REV.	DATE	Packaging Specifications Method: Tray PKG-1016 www.we-online.com/midcom		Tolerances unless otherwise specified: Angles: $\pm 1^\circ$ Fractions: $\pm 1/64$	Decimals: $\pm .005$ [.13] Footprint: $\pm .001$ [.03]	DRAWING TITLE TRANSFORMER	PART NO. 750343004
6A	12/15	SEE REVISION SHEET FOR REVISION LEVEL	CONVENTION PLACEMENT	This drawing is dual dimensioned. Dimensions in brackets are in millimeters.		eiSos p/n: 750343004	SPECIFICATION SHEET 1 OF 1