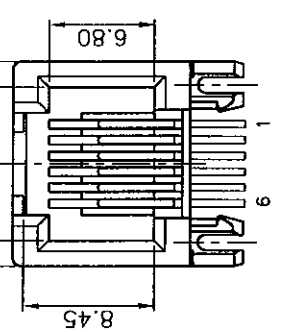
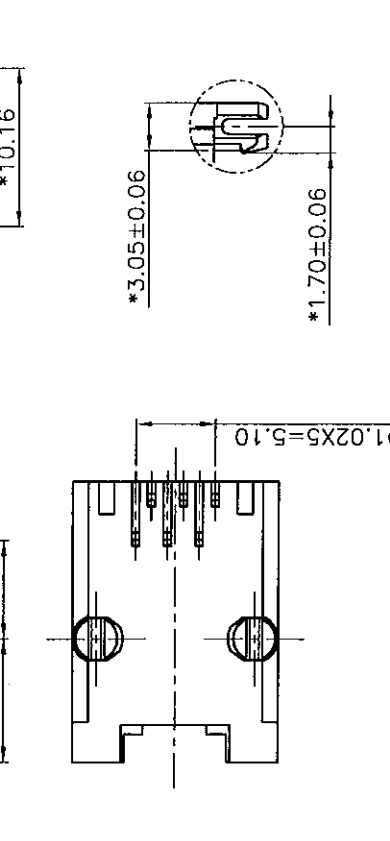
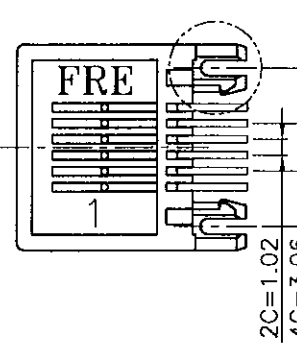
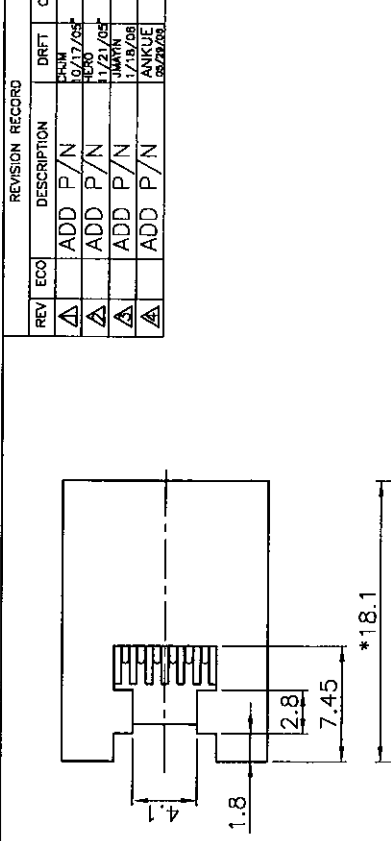


PC Board Layout t=1.60mm  
Component Side Shown



- NOTES:**
- ELECTRICAL:**
- VOLTAGE RATING : 150 VAC RMS.
  - CURRENT RATING : 1.5 AMP.
  - CONTACT RESISTANCE : 30 MILLIOHMS MAX.
  - INSULATION RESISTANCE : 1000 MEGOHMS MIN @ 500 VDC.
  - DIELECTRIC STRENGTH : 1000 VAC RMS 60Hz, 1MIN.
- MECHANICAL:**
- HOUSING MATERIAL : FR50&PBT+30% G.F UL94V-0.
  - CONTACT MATERIAL : PHOSPHOR BRONZE Ø0.46mm.
  - PLATING : GOLD PLATING OVER NICKEL.
  - OPERATING LIFE : 750 CYCLES MIN.
  - PCB RETENTION PRE-SOLDER : 1 LB MIN.
  - PCB RETENTION POST-SOLDER: 10 LBS MIN.
- ENVIRONMENTAL:**
- STORAGE : -40°C TO +85°C.
  - OPERATION : -40°C TO +85°C.
  - WAVE SOLDERING TEMPERATURE: 230~250°C (5~10 SECONDS)
- MATES WITH MODULAR PLUG CONFORMING TO FCC PART 68, SUBPART F.  
CUL FILE NO. E163191  
ROHS PART NUMBER:E536X-300XX-L

- MATERIAL OF HS'G :
- 0G-PBT BK.
  - 4G-FR50 BK
  - A G-PBT+30% G.F. WHITE (PBT NATURAL COLOR)
  - AG-PBT+30% G.F. PANTON RED 186C
  - BG-PBT+30% G.F. PANTON GREEN 7479C
  - EG-PBT+30% G.F. PANTON YELLOW 114C
- 1- 3u" 2- 6u" 3-15u"  
4-30u" 5-50u"
- 2- 2C  
4- 4C  
6- 6C

REV	ECO	DESCRIPTION	DRFT	CHKD
△		ADD P/N	10/17/05*	
△		ADD P/N	10/20/05*	
△		ADD P/N	1/21/05*	
△		ADD P/N	JMAYN	
△		ADD P/N	7/19/06	
△		ADD P/N	ANKUE	
△		ADD P/N	10/20/05	

DFTO	CHKD	DATE	DATE	DATE	DATE

TOLERANCES EXCEPT AS NOTED

MM	±	±	±
.0 ±0.2			
.00 ±0.15			
.000 ±0.075			

ANGLES ± 0.5

THIRD ANGLE PROJECTION

SCALE : 3 : 1

DO NOT SCALE DRAWING

SHEET 1 OF 1

FULL RISE ELECTRONIC CO., LTD

TITLE

11.5mm SIDE PCB JACK 6P

DRAWING NO. GE53022-LC

REV A3

SIZE A3

REV 4