

292215-5 ✓ ACTIVE

## AMP Mini CT

TE Internal #: 292215-5

Connector Assembly, Plug to Plug Relay Header, Wire-to-Panel, 5 Position, .059 in [1.5 mm] Centerline, 1 Row, White, Mating Retention, AMP Mini CT

[View on TE.com >](#)



Connectors > PCB Connectors > Wire-to-Board Connectors > Wire-to-Board Connector Assemblies & Housings



Connector Product Type: **Connector Assembly**

Connector & Housing Type: **Plug to Plug Relay Header**

Connector System: **Wire-to-Panel**

Number of Positions: **5**

Centerline (Pitch): **1.5 mm [ .059 in ]**

### Features

#### Product Type Features

Connector Product Type	Connector Assembly
Connector & Housing Type	Plug to Plug Relay Header
Connector System	Wire-to-Panel
Sealable	No

#### Configuration Features

Number of Positions	5
Number of Rows	1

#### Electrical Characteristics

Operating Voltage	50 VAC
-------------------	--------

#### Body Features

Primary Product Color	White
-----------------------	-------

#### Contact Features

Contact Retention Within Housing	Without
----------------------------------	---------

Contact Type	Pin
--------------	-----

Contact Base Material	Brass
-----------------------	-------

Contact Current Rating (Max)	2 A
------------------------------	-----

### Mechanical Attachment

Strain Relief	Without
---------------	---------

Panel Mount Feature	With
---------------------	------

Panel Mount Feature Type	Latches
--------------------------	---------

Mating Retention Type	Locking Latch
-----------------------	---------------

Mating Retention	With
------------------	------

Connector Mounting Type	Panel Mount
-------------------------	-------------

### Housing Features

Housing Material	Nylon 66
------------------	----------

Centerline (Pitch)	1.5 mm[.059 in]
--------------------	-----------------

### Dimensions

Connector Length	15.6 mm[.614 in]
------------------	------------------

Panel Thickness (Recommended)	.81 – 1.6 mm[.032 – .063 in]
-------------------------------	------------------------------

Connector Height	11.8 mm[.464 in]
------------------	------------------

### Usage Conditions

Operating Temperature Range	-30 – 105 °C[-22 – 221 °F]
-----------------------------	----------------------------

### Operation/Application

Circuit Application	Signal
---------------------	--------

### Industry Standards

Agency/Standard	CSA, UL
-----------------	---------

Approved Standards	UL Recognized
--------------------	---------------

UL Flammability Rating	UL 94V-0
------------------------	----------

### Packaging Features

Packaging Quantity	600
--------------------	-----

Packaging Method	Bag & Box
------------------	-----------

### Product Compliance

[For compliance documentation, visit the product page on TE.com>](#)

EU RoHS Directive 2011/65/EU	Compliant
------------------------------	-----------





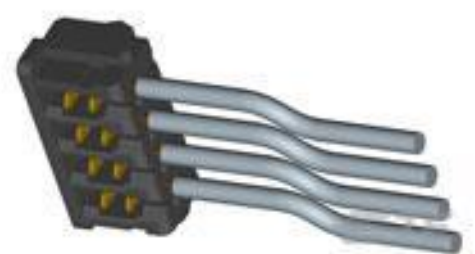



EU ELV Directive 2000/53/EC	Compliant
China RoHS 2 Directive MIIT Order No 32, 2016	No Restricted Materials Above Threshold
EU REACH Regulation (EC) No. 1907/2006	Current ECHA Candidate List: JUNE 2023 (235) Candidate List Declared Against: JAN 2023 (233) Does not contain REACH SVHC
Halogen Content	Low Halogen - Br, Cl, F, I < 900 ppm per homogenous material. Also BFR/CFR/PVC Free
Solder Process Capability	Not applicable for solder process capability

Product Compliance Disclaimer

This information is provided based on reasonable inquiry of our suppliers and represents our current actual knowledge based on the information they provided. This information is subject to change. The part numbers that TE has identified as EU RoHS compliant have a maximum concentration of 0.1% by weight in homogenous materials for lead, hexavalent chromium, mercury, PBB, PBDE, DBP, BBP, DEHP, DIBP, and 0.01% for cadmium, or qualify for an exemption to these limits as defined in the Annexes of Directive 2011/65/EU (RoHS2). Finished electrical and electronic equipment products will be CE marked as required by Directive 2011/65/EU. Components may not be CE marked. Additionally, the part numbers that TE has identified as EU ELV compliant have a maximum concentration of 0.1% by weight in homogenous materials for lead, hexavalent chromium, and mercury, and 0.01% for cadmium, or qualify for an exemption to these limits as defined in the Annexes of Directive 2000/53/EC (ELV). Regarding the REACH Regulation, the information TE provides on SVHC in articles for this part number is based on the latest European Chemicals Agency (ECHA) 'Guidance on requirements for substances in articles' posted at this URL: <https://echa.europa.eu/guidance-documents/guidance-on-reach>

## Compatible Parts

 <p>TE Part # CAT-AM7053-H8172 Mini Common Termination (CT) Housings</p>	 <p>TE Part # CAT-AM7053-C7671 Mini Common Termination Contacts</p>	 <p>TE Part # 1-353293-3 MINI CT MT REC ASSY 13P GRAY</p>	 <p>TE Part # 353293-5 MINI CT MT REC ASSY 5P GRAY</p>
 <p>TE Part # 2-179694-5 CT MT REC ASSY 5P GRAY</p>	 <p>TE Part # 5-353293-5 MINI CT MT REC ASSY 5P BLUE</p>		

## Also in the Series | AMP Mini CT



PCB Connector Mounting(10)



PCB Headers & Receptacles(332)



Wire-to-Board Connector Assemblies & Housings(172)



Wire-to-Board Connector Contacts(4)

## Customers Also Bought



TE Part #292254-9  
CT RELAY HDR ASSY 9P NAT



TE Part #3-353293-5  
1.5MM CT MT REC ASSY 15P BLACK



TE Part #2-353293-4  
1.5MM CT MT REC ASSY 4P BLACK



TE Part #2-353293-3  
1.5MM CT MT REC ASSY 3P BLACK



TE Part #3-353293-7  
1.5MM CT MT REC ASSY 17P BLACK



TE Part #3-353293-3  
1.5MM CT MT REC ASSY 13P BLACK



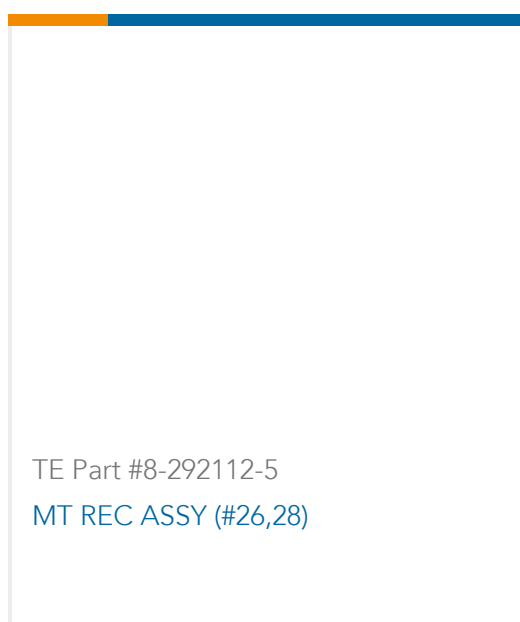
TE Part #3-353293-0  
1.5MM CT MT REC ASSY 10P BLACK



TE Part #2-353293-5  
1.5MM CT MT REC ASSY 5P BLACK



TE Part #9-292131-3  
SGL HDR ASSY BOX DIP V POLARIS



TE Part #8-292112-5  
MT REC ASSY (#26,28)

## Documents

### Product Drawings

[MINI CT SGL RELAY 5P NAT](#)

English

### CAD Files

[3D PDF](#)

[3D](#)

[Customer View Model](#)

[ENG\\_CVM\\_CVM\\_292215-5\\_B.2d\\_dxf.zip](#)



English

**Customer View Model**

[ENG\\_CVM\\_CVM\\_292215-5\\_B.3d\\_igs.zip](#)

English

**Customer View Model**

[ENG\\_CVM\\_CVM\\_292215-5\\_B.3d\\_stp.zip](#)

English

By downloading the CAD file I accept and agree to the [Terms and Conditions](#) of use.

---

## Product Specifications

**Product Specification**

Japanese

[AMP MINI CCOMMON TERMINATION \(CT\), CONNECTOR, 1.5mm PITCH, M/T TYPE, LEAD FREE VERSION](#)

Japanese

**Product Specification**

English

**Product Specification**

Japanese

[AMP Mini CT Connector 1.5mm Pitch \(Crimp Type\), Lead Free Version](#)

Japanese

---

## Product Environmental Compliance

[MD\\_292215-5\\_083020182354\\_dmtec](#)

English

[MD\\_292215-5\\_083020182354\\_dmtec](#)

English